



T-83/T-95

**Parts manual
LB001402 to
LB002499
Publication #043926**



THOMAS EQUIPMENT LIABILITY WARRANTY

THE WARRANTY IS THE ONLY OBLIGATION OF THOMAS OR A THOMAS DEALER TO THE PURCHASER OR ANYONE ELSE CONCERNING A PRODUCT, ITS SERVICE, ITS USE OR PERFORMANCE OR ITS LOSS OF USE OR FAILURE TO PERFORM. NEITHER THOMAS NOR A THOMAS DEALER HAVE MADE AND NEITHER WILL MAKE ANY OTHER EXPRESSED OR IMPLIED REPRESENTATION, WARRANTY OR AGREEMENT CONCERNING A PRODUCT. NEITHER THOMAS NOR A THOMAS DEALER HAVE MADE OR WILL MAKE ANY REPRESENTATION, WARRANTY OR AGREEMENT CONCERNING A PRODUCTS MERCHANTABILITY OR OTHER QUALITY, ITS SUITABILITY FOR PURCHASER'S PURPOSE (EVEN IF A PURCHASER HAS INFORMED THOMAS OR A THOMAS DEALER OF THAT PURPOSE), ITS DURABILITY, PERFORMANCE OR OTHER CONDITION.

EVEN IF THOMAS OR A THOMAS DEALER WAS ADVISE OF THE POSSIBILITY OF SUCH LOSS, NEITHER THOMAS NOR A THOMAS DEALER WILL BE LIABLE TO PURCHASER OR ANYONE ELSE FOR ANY INDIRECT, INCIDENTAL CONSEQUENTIAL, PUNITIVE, ECONOMIC, COMMERCIAL, OR SPECIAL LOSS WHICH IS IN ANY WAY ASSOCIATED WITH A PRODUCT. THIS INCLUDES ANY LOSS OF USE OR NON-PERFORMANCE OF A PRODUCT, ANY REPLACEMENT RENTAL OR ACQUISITION COST, ANY LOSS OF REVENUE OR PROFITS, ANY FAILURE TO REALIZE EXPECTED SAVINGS, ANY INTEREST COSTS, ANY IMPAIRMENT OF OTHER GOODS, ANY INCONVENIENCE OR ANY LIABILITY OF PURCHASER TO ANY OTHER PERSON.

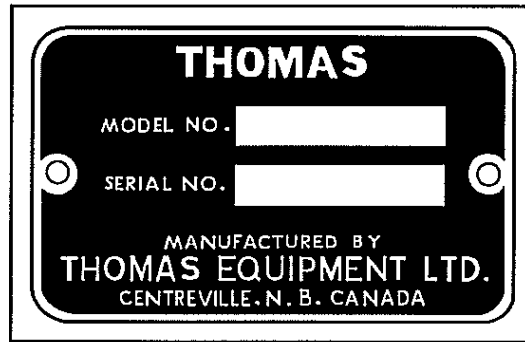
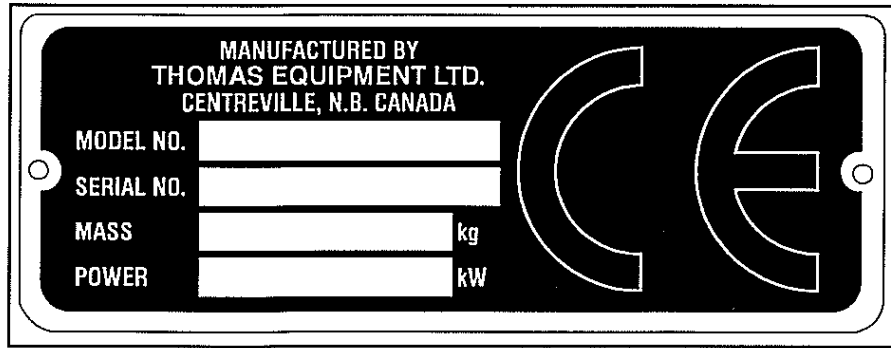
PURCHASER MAY NOT ATTEMPT TO ENLARGE ITS RIGHTS UNDER THE WARRANTY BY MAKING A CLAIM FOR INDEMNITY, FOR BREACH OF CONTRACT, FOR BREACH OF COLLATERAL WARRANTY, FOR A TORT (INCLUDING NEGLIGENCE, MISREPRESENTATION OR STRICT LIABILITY) OR BY CLAIMING ANY OTHER CAUSE OF ACTION.

THE WARRANTY IS A CONDITION OF SALE OF THE PRODUCT TO PURCHASER AND WILL THEREFORE APPLY EVEN IF PURCHASER ALLEGES THAT THERE IS A TOTAL FAILURE OF THE PRODUCT.


*N.B. Read and practice your **Thomas** operating and servicing instructions. Failure to do this may void your warranty.*

Publication Number 43926

December 1999



It is important when ordering replacement parts or making a service inquiry to provide both the model number and serial number of your Thomas loader. The serial number plate is located at the rear of the machine on the left hand side. In the event that the serial number plate is missing, the model number and serial number are both stamped into the main frame inside the rear door, right hand side, next to the fuel line shut off petcock. (fig. C2802)



C2802

T83S / T95S PARTS INDEX

MAINFRAME 1

Fuel System	1.1
Rear Door	1.2
Quick-Tach	1.3
Boom Arms and Pivot Pins	1.4
R.O.P.S. Assembly	1.5
Boom Supports and Dash Panel	1.6
Shields, Seat and Seat Belt	1.7
Insulation	1.8
Seat and Seat Belt	1.9
Decals and Paint	1.10
Wheels and Tires	1.11

CONTROLS 2

Control Levers, Hand & Foot Control	2.1
Control Levers, Hand Control	2.2
Foot Pedals	2.3
Throttle, cable type	2.4a
Throttle, linkage type	2.4b
Restraint Bar	2.5
Parking Brake	2.6

FINAL DRIVE TRANSMISSION 3

Axle, Chain and Sprocket Assembly	3.1
---	-----

HYDRAULIC SYSTEM 4

Oil Reservoir and Filter	4.1
Boom Lift Circuit	4.2
Lift Cylinder	4.3
Bucket Tilt Circuit	4.4
Tilt Cylinder	4.5
Auxiliary Circuit	4.6
Control Valve	4.7 ~ 4.9
Gear Pump	4.10

HYDROSTATIC DRIVE SYSTEM 5

Hydrostatic Drive Circuit	5.1
Hydrostatic Pump	5.2
Torque Motor	5.3

ELECTRICAL SYSTEM 6

Electrical Wiring, Engine	6.1
Electrical Wiring, ROPS	6.2

ENGINE EQUIPMENT 7

Exhaust System	7.1
Radiator and Engine Mounts	7.2
Air Cleaner	7.3
Universal Joint	7.3

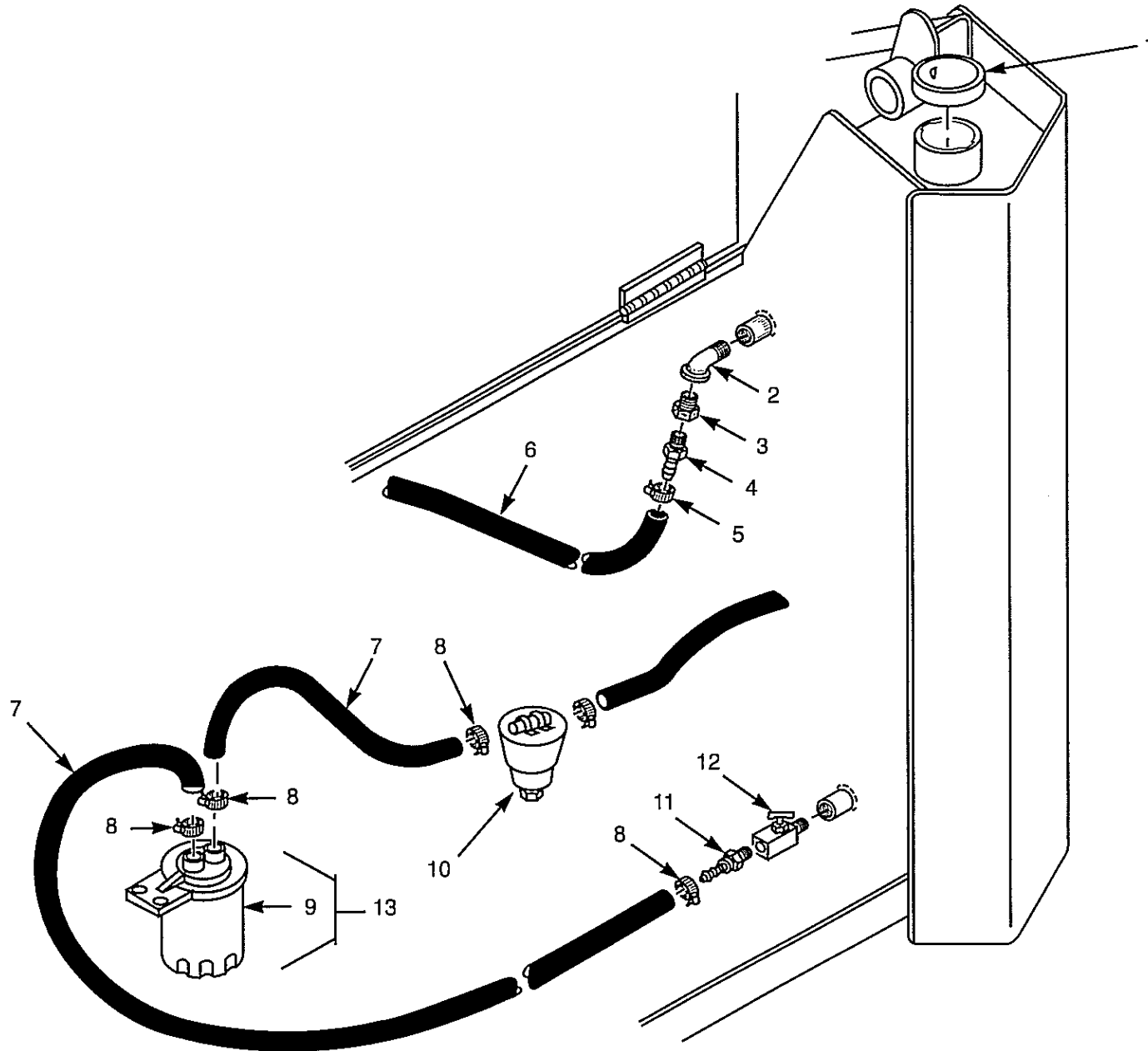
OPTIONAL EQUIPMENT 8

Cab Door	8.1
Cab Windows	8.2
Cab Heater	8.3
Back - up Alarm	8.4
Horn Kit	8.4
Numerical Index	8.5
Quick Reference Maintenance List	8.6

Fuel System	1.1
Rear Door	1.2
Quick-Tach	1.3
Boom Arm and Pivot Pins	1.4
R.O.P.S. Assembly	1.5
Boom Supports and Dash Panel	1.6
Shields, Seat and Seat Belt	1.7
Insulation.....	1.8
Decals and Paint.....	1.9
Wheels and Tires	1.10

FUEL SYSTEM

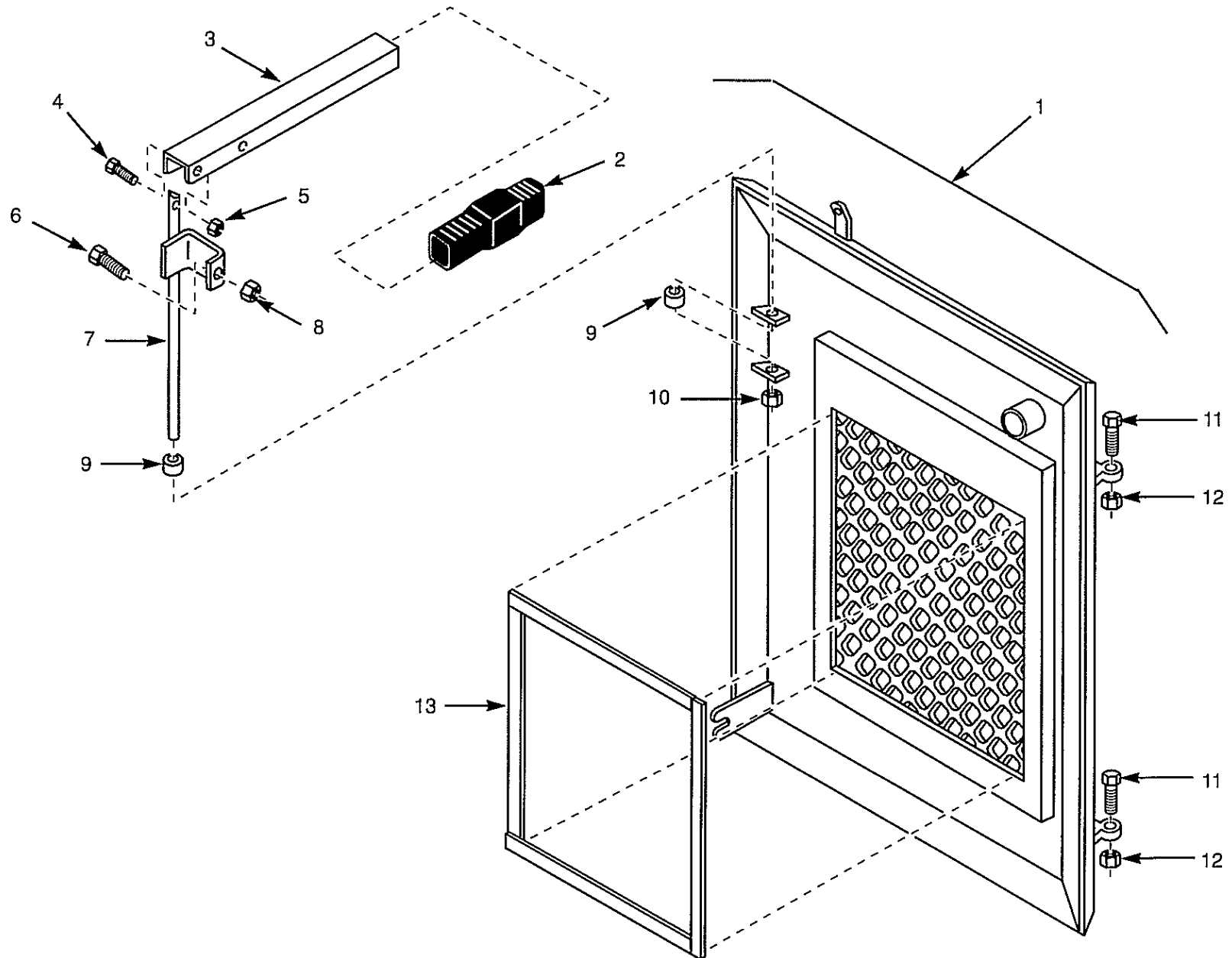
1.1



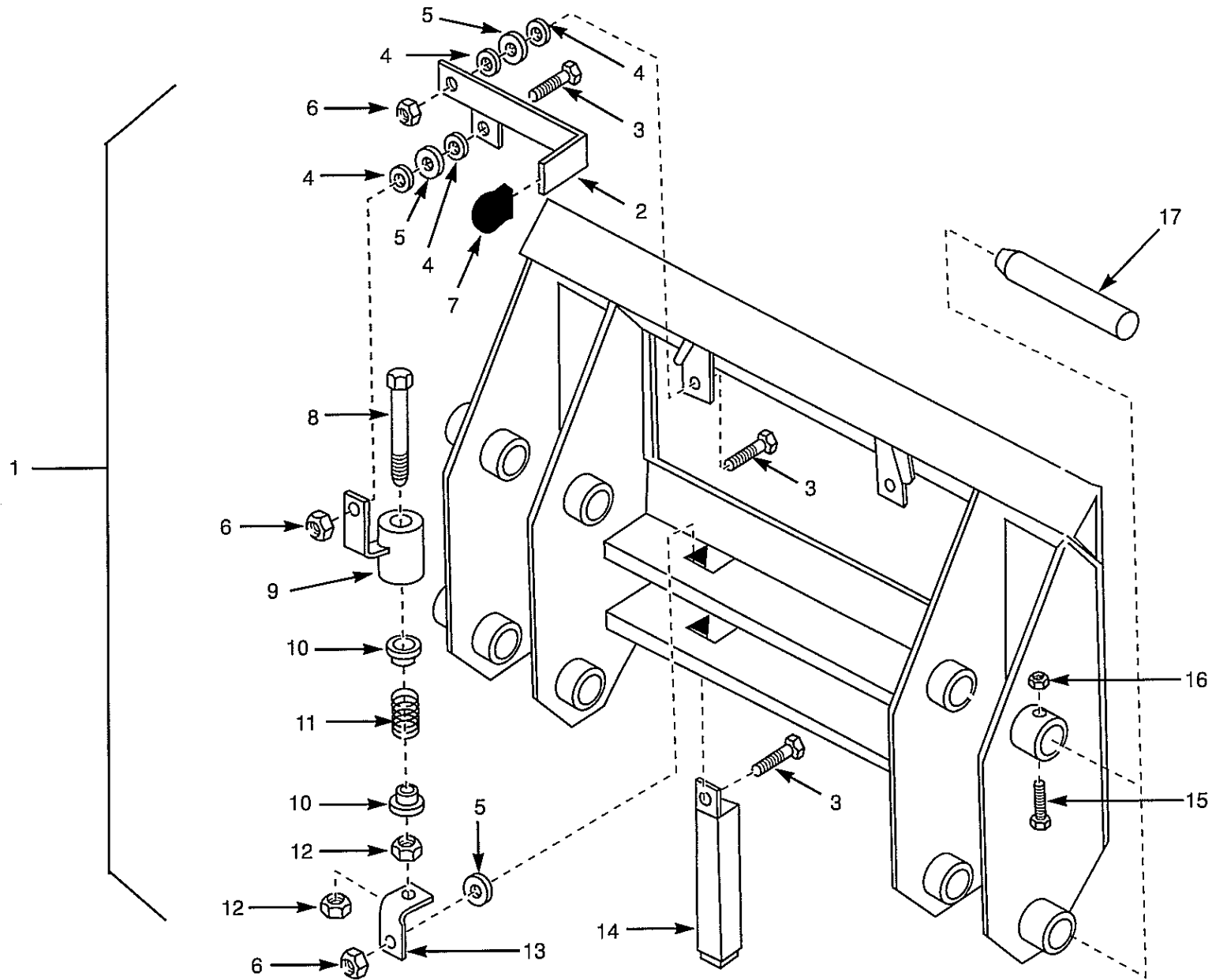
ITEM	PART No.	QTY.	DESCRIPTION
1.	40921	1	Cap, fuel (screw type)
1.	40922	1	Cap, locking fuel, option (screw type)
2.	6089	1	Elbow, 90°
3.	4539	1	Reducer
4.	18318	1	Hose end
5.	26737	2	Clamp, wire type
6.	407	A / R	Hose, return line, sold per foot
7.	261	A / R	Hose, fuel line, sold per foot
8.	19949	4	Clamp
9.	18685	1	Filter, element
10.	39420	1	Fuel pump
11.	23861	1	Hose end
12.	14797	1	Shut off petcock
13.	953823	1	Fuel filter assembly

REAR DOOR

1.2



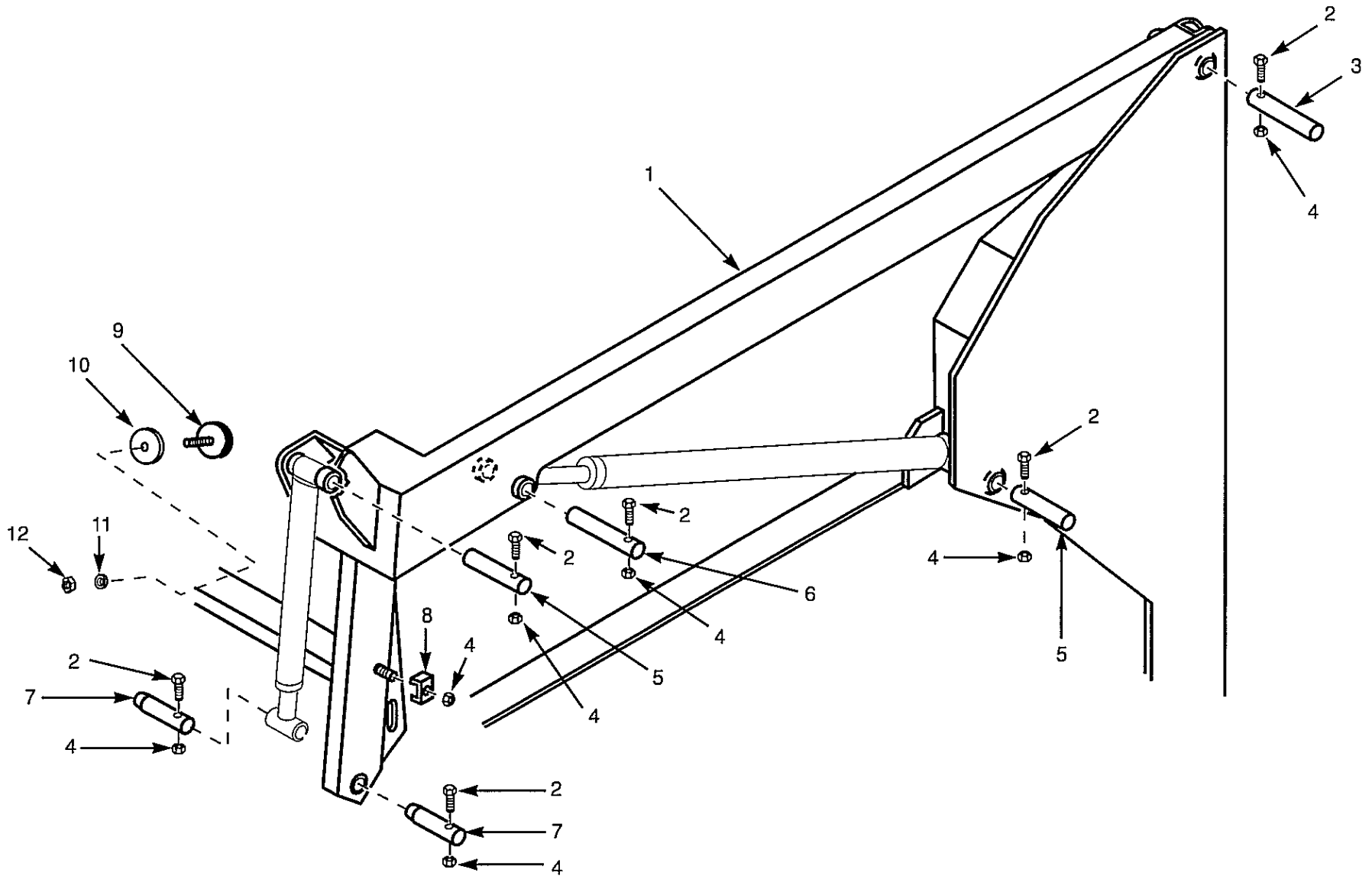
ITEM	PART No.	QTY.	DESCRIPTION
1.	960357	1	Rear door assembly (to S / N LB001752)
1.	962398	1	Rear door assembly (S / N LB001753 onward)
2.	3189	1	Grip, handle
3.	35426	1	Handle
4.	1678	1	Bolt
5.	16771	1	Lock nut
6.	2823	1	Bolt, carriage
7.	960735	1	Latch
8.	20860	1	Nut
9.	16989	2	Nylon bearing
10.	4842	1	Set collar
11.	24980	2	Bolt
12.	8613	2	Lock nut
13.	846	A / R	Foam, sold per foot



ITEM	PART No.	QTY.	DESCRIPTION
1.	U-218	1	Quick - tach assembly with pins
**	U-817	1	Quick - attach adapter plate, weld onto attachment
2.	951404	1	RH pin lever
2.	951405	1	LH pin lever
3.	1193	6	Bolt
4.	8153	8	Tension washer
5.	8154	4	Nylon washer
6.	7465	2	Lock nut
7.	15743	2	Rubber tip
8.	3550	2	Bolt
9.	951408	2	Spring housing
10.	9421	4	Spring collar
11.	6447	2	Spring
12.	1194	4	Nut
13.	10684	2	Hinge
14.	961403	2	Pin assembly
15.	1676	4	Bolt
16.	16771	4	Lock nut
17.	6717	4	Pin
17.	44075	4	Pin, plated

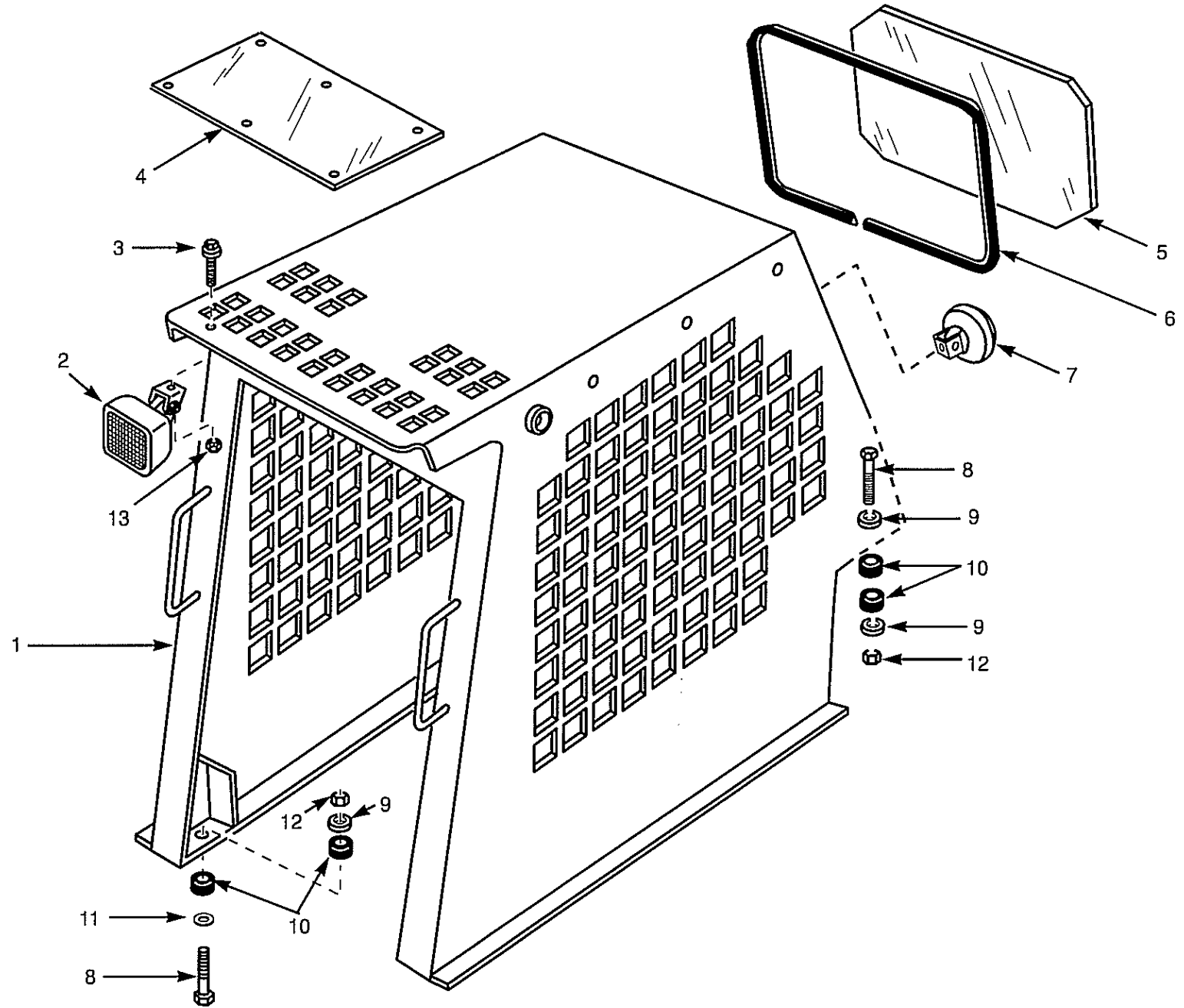
BOOM ARMS and PIVOT PINS

1.4



ITEM	PART No.	QTY.	DESCRIPTION
1.*	960419	1	Boom arm (to S / N LB001834, see note)
1.	962411	1	Boom arm (S / N LB001835 onward)
2.	1676	10	Bolt
3.	38814	2	Pin
3.	44077	2	Pin, plated
4.	16771	12	Lock nut
5.	37912	4	Pin
5.	44078	4	Pin, plated
6.	38188	2	Pin
6.	44073	2	Pin, plated
7.	6717	4	Pin
7.	44075	4	Pin, plated
8.	7078	2	Clamp
9.	43006	2	Bumper, rubber
10.	43019	A / R	Washer
11.	20861	2	Lock washer
12.	20860	2	Nut
13.	2010	4	Grease fitting (not shown)

***Note: May use boom arm 962411 with purchase of 43006 bumpers, 43019 spacer washers, 20860 nuts and 20861 lock washers (items 9~12).**

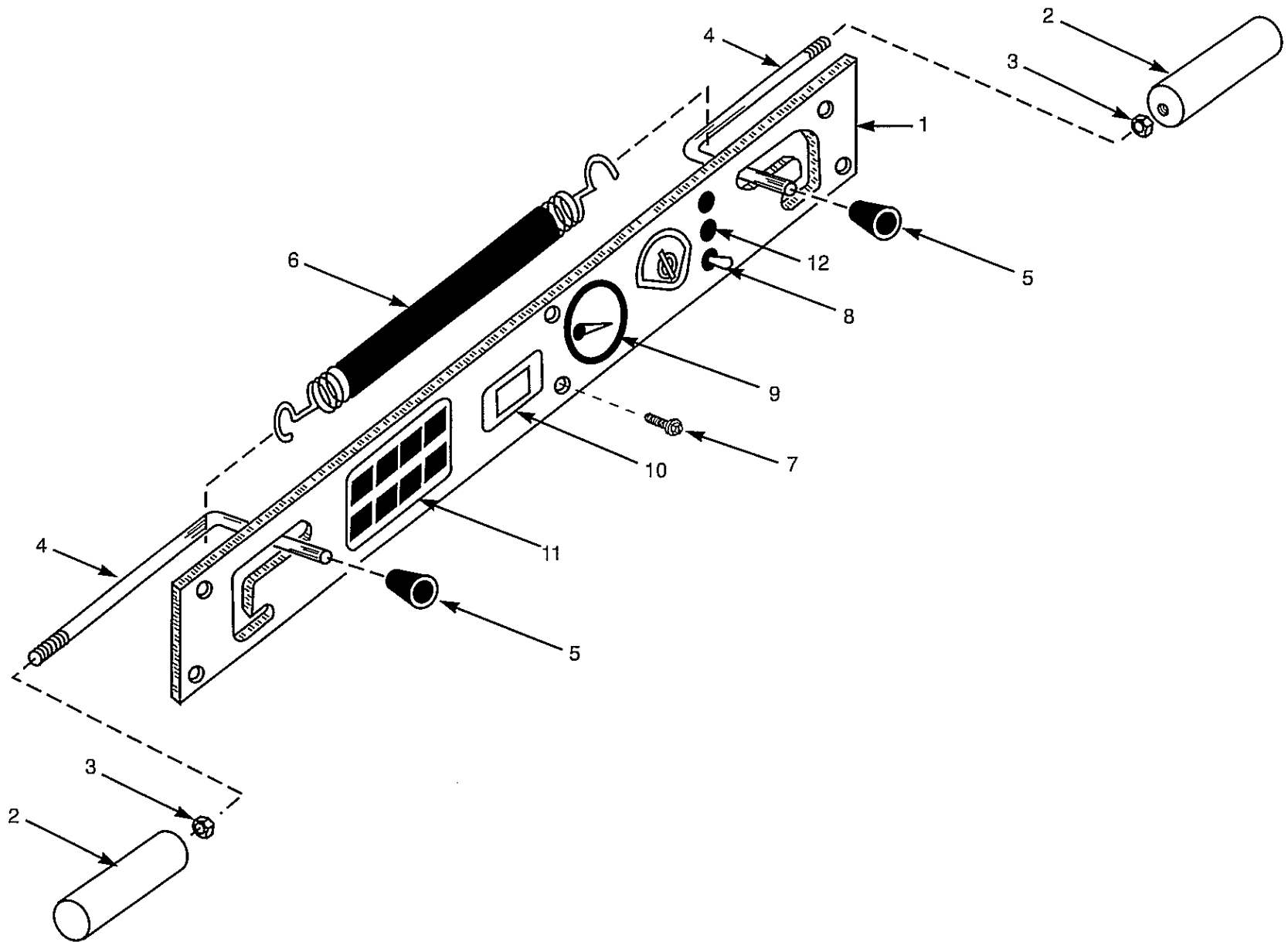


ITEM	PART No.	QTY.	DESCRIPTION
1.	960985	1	R.O.P.S., welded assembly
2.	41607	1	Light (option)
3.	44103	1	Bolt
4.	38184	1	Top window
*	1618	6	Carriage bolt, for top window
*	1650	6	Flat washer, for top window
*	6645	6	Lock nut, for top window
5.	39021	1	Rear window
6.	15750	7'	Weatherstrip, glass setting
7.	29971	1	Light, rear
8.	15646	4	Bolt
9.	20235	6	Snubbing washer
10.	38560	4	Isolator
11.	23385	2	Washer, flat
12.	8613	4	Lock nut
13.	43559	1	Flanged nut

* Items not shown

BOOM SUPPORTS and DASH PANEL

1.6



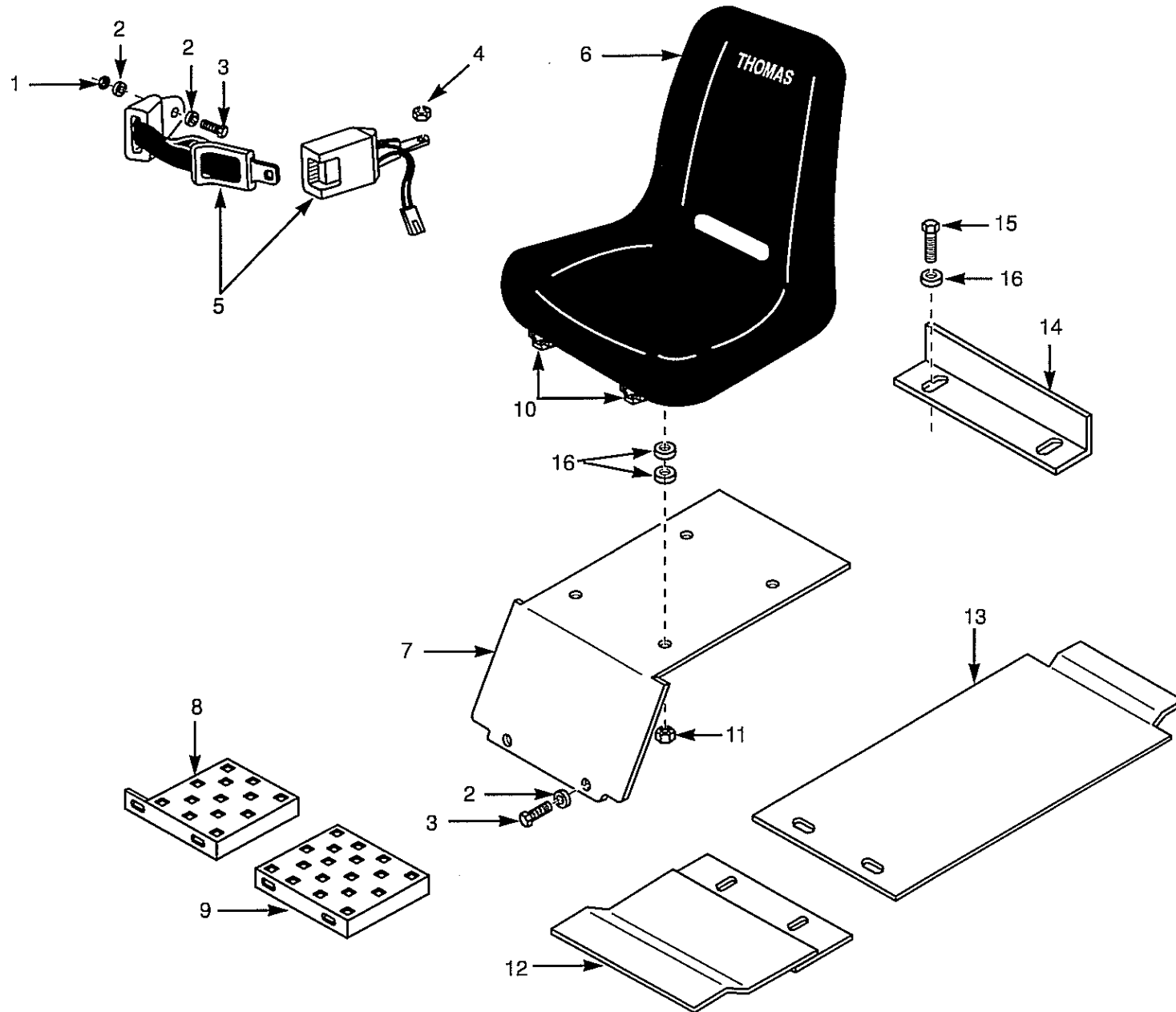
ITEM	PART No.	QTY.	DESCRIPTION
1.	961097	1	Dash panel (to S/N LB001810, except LB001787)
1.	42948	1	Dash panel (S/N LB001811 onward, also LB001787)
2.	40186	2	Pin, boom support
3.	1350	2	Nut, 1/4" UNC
4.	40187	2	Handle
5.	39546	2	Knob
6.	43312	1	Spring
7.	31744	6	Screw
8.	39123	1	Switch, work lights, SPST
*	39871	1	Decal, switch function
**	39124	1	Switch, optional hydraulics, DPST
9.	38577	1	Fuel gauge
10.	38761	1	Hour meter
11.	22962	6	Light, indicator (to S/N LB001810, except LB001787)
11.	42920	1	Panel, indicator lights (S/N LB001811 onward, also LB001787)
12.	39126	2	Plug, button hole

* Not shown

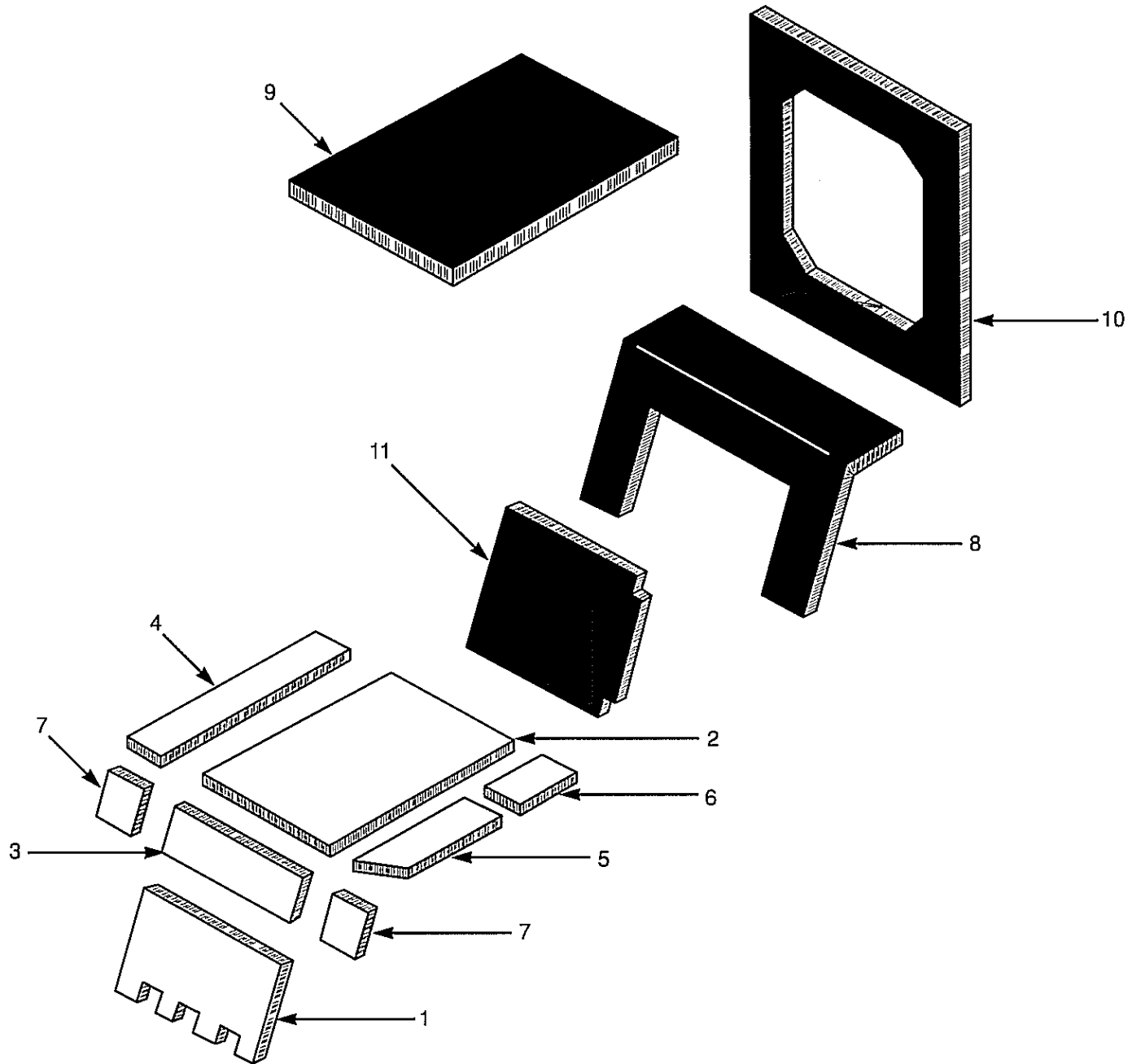
**Optional item, not shown

SHIELDS, SEAT and SEAT BELT

1.7




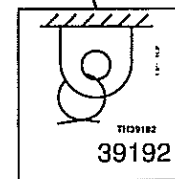
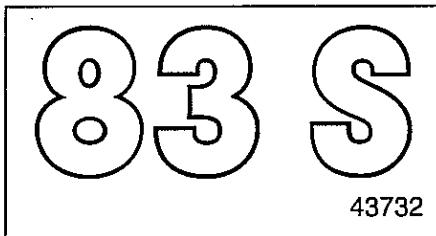



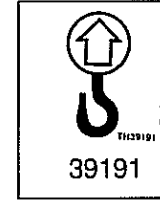

ITEM	PART No.	QTY.	DESCRIPTION
1.	7465	2	Nut, lock
2.	1643	4	Flat washer
3.	1193	2	Bolt
4.	8613	1	Lock nut
5.	960680	1	Seat belt assembly, 2"
5.	960681	1	Seat belt assembly, 3" (optional)
6.	38600	1	Seat assembly
7.	960496	1	Seat plate
8.	40126	1	Step shield, hand control, standard auxiliary
9.	40160	1	Step shield, hand control, electric auxiliary
10.	42931	1	Seat adjuster, pair
11.	1191	4	Nut
12.	961199	1	Belly shield, front
13.	38134	1	Belly shield, rear
14.	38322	1	Rear filler shield
15.	31744	2	Screw
16.	1651	10	Flat washer




ITEM	PART No.	QTY.	DESCRIPTION
1.	39027	1	Bulkhead plate
2.	39028	1	Seat plate, rear
3.	39029	1	Seat plate, front
4.	39030	1	Right frame side
5.	39031	1	Left front frame, side
6.	39032	1	Left frame, rear
7.	39033	2	Lever, front
8.	43013	1	R.O.P.S., rear
9.	43014	1	R.O.P.S. headliner
10.	43016	1	R.O.P.S. rear window
11.	40571	1	Access door, hinge type
11.	44787	1	Access shield

DECALS and PAINT

1.9



THOMAS



ATTENTION
BOOM SUPPORT CONTROL

ENGAGE
USE ENGAGE

ENGAGE
USE ENGAGE

DO NOT MOVE LEFT ARM WITH SUPPORTS ENGAGED

25460

AUX

35935

AUX

23301

35886

37060

WARNING
DO NOT ENTER OR LEAVE MACHINE WHILE ENGINE IS RUNNING

23324

WARNING

RATED OPERATING CAPACITY
ZULASSIGE BETRIEBSBELASTUNG
CAPACIDAD DE OPERACION
CAPACITE MAXIMUM DE LAVAGE

MODEL	MAXIMUM CAPACITY
T80	800 lbs (363 KG)
T90	900 lbs (408 KG)
T100	1000 lbs (454 KG)
T130	1300 lbs (590 KG)
T150	1500 lbs (681 KG)
T175	1700 lbs (771 KG)
T240	2400 lbs (1088 KG)

42107

WARNING

- DO NOT USE SEAT OR CONTROL LEVERS TO ASSIST IN ENTERING OR EXITING THIS MACHINE.
- FORCING LEVERS WHEN SEAT BAR IS UP WILL CAUSE WHEEL CREEP.
- THIS MACHINE IS EQUIPPED WITH A SAFETY SYSTEM.
- SEE THE OPERATOR'S MANUAL FOR STARTING AND OPERATING PROCEDURES. CONTACT YOUR THOMAS DEALER FOR ALL SAFETY SYSTEM ADJUSTMENTS.

39196

23009

39192

WARNING

TO PREVENT SLIPPY, ENSURE THE ATTACHMENT IS SECURELY FASTENED TO THE SLACK TACK. CHECK THAT BOTH THE SLACK TACK AND SLACK LOCK ARE LOCKED. THIS LINE TACK IMAGE IS NOT ONE OPERATING THE LIFTER.

32275

WARNING

- BEFORE STARTING AND OPERATING READ AND KNOW THE OPERATING AND SAFETY INSTRUCTIONS IN THE MANUAL AND ON THE MACHINE.
- CLEAR THE AREA OF OTHER PERSONS.
- LEARN LOCATION AND SAFE USE OF CONTROLS.
- THIS MACHINE IS EQUIPPED WITH A SAFETY SYSTEM. CONTACT YOUR THOMAS DEALER FOR ALL SAFETY SYSTEM ADJUSTMENTS.
- FASTEN YOUR SEAT BELT.
- START ENGINE ONLY FROM OPERATORS SEAT WITH ALL CONTROLS IN NEUTRAL AND SEAT BELT FASTENED AROUND YOU.
- DO NOT PERMIT ANYONE BUT THE OPERATOR TO RIDE ON THE MACHINE. THERE IS NO SAFE PLACE FOR EXTRA RIDERS.
- OPERATE ONLY FROM THE OPERATORS SEAT.
- STAY OUT FROM UNDER RAISED LIFT UNLESS SUPPORTED.
- CARRY ATTACHMENT LOW DURING TRANSPORT FOR BETTER VISIBILITY AND SLOW DOWN ON TURN, HOUGH GROUND AND SLOPES TO AVOID WALL OVERT.
- LOADS EXCEED WEIGHT SPECIAL ATTACHMENTS FOR HANDLING LARGE, HEAVY OBJECTS SUCH AS LARGE ROUND BALE, LARGE RECTANGULAR BALE, LOGS AND DRUMS IS NOT RECOMMENDED.
- HANDLING LARGE HEAVY OBJECTS WITH THE LIFTER CAN BE EXTREMELY DANGEROUS DUE TO OBJECTS ROLLING OR FALLING DOWN THE LIFTER RAKE ONTO THE OPERATOR. KEEP ALL SHIELDS AND SAFETY EQUIPMENT IN PLACE.
- USE BALLAST FOR STABILITY AS RECOMMENDED IN THE OPERATOR'S MANUAL.
- WHY HANDING OR REDUCING LOADS TO THE GROUND, STOP THE ENGINE, AND SET THE PARKING BRAKE TO AVOID MACHINE MOTION.
- FAILURE TO FOLLOW ANY OF THE ABOVE CAN CAUSE SERIOUS INJURY TO THE OPERATOR OR OTHER PERSONS.

36598

37059

35885

WARNING

THIS LIFTER IS EQUIPPED WITH A SEAT-BAR-ACTIVATED PARKING BRAKE. TO RELEASE THE PARKING BRAKE, SIMPLY LOWER THE SEAT BAR.

SHOULD THE BRAKE NOT RELEASE, SLIGHTLY JOG THE CONTROL LEVERS FORWARD AND REARWARD.

41045

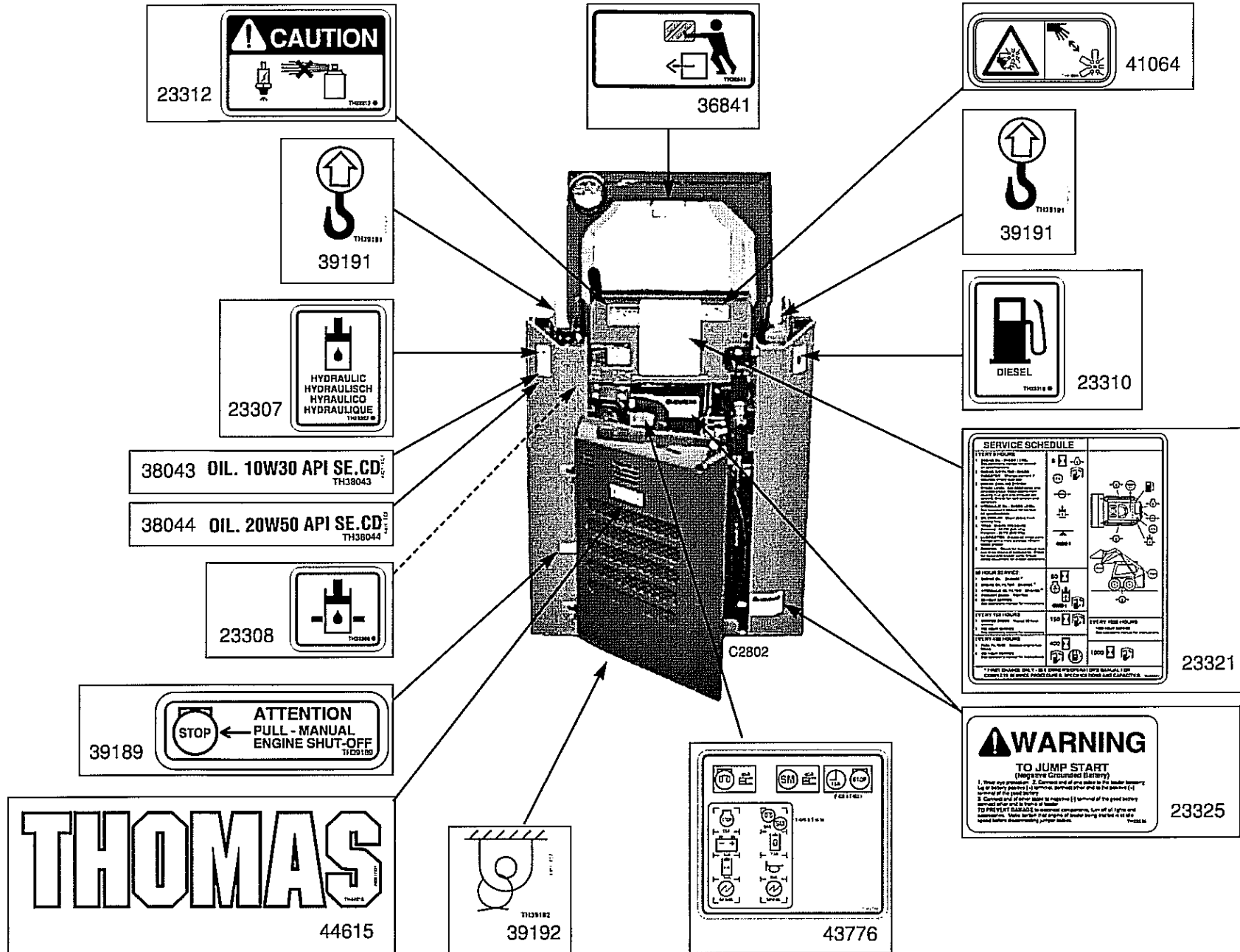
FAST SEATBELT
PARKING BRAKE

31291

WARNING
CARRY LOAD LOW
FASTEN SEAT BELT

23326

41066



PART	QTY	DESCRIPTION
43780	1	Common Decal Kit. Contains all decals required to retrofit a cosmetic over haul except decal part numbers 43772 (95S designation, 2 required) or 43732 (83S designation, 2 required)
41544	1	Decal kit, Dutch (supplements 43780)
41545	1	Decal kit, German (supplements 43780)
41546	1	Decal kit, French (supplements 43780)
41547	1	Decal kit, Italian (supplements 43780)
41548	1	Decal kit, Spanish (supplements 43780)
41576	1	Decal kit, Danish (supplements 43780)
40970	1	Orange paint, aerosol, sold each
41123	1	Grey paint, aerosol, sold each
41778	1	Orange paint, pre - mixed, sold per litre
41738	1	Grey paint, pre - mixed, sold per litre

WHEELS and TIRES

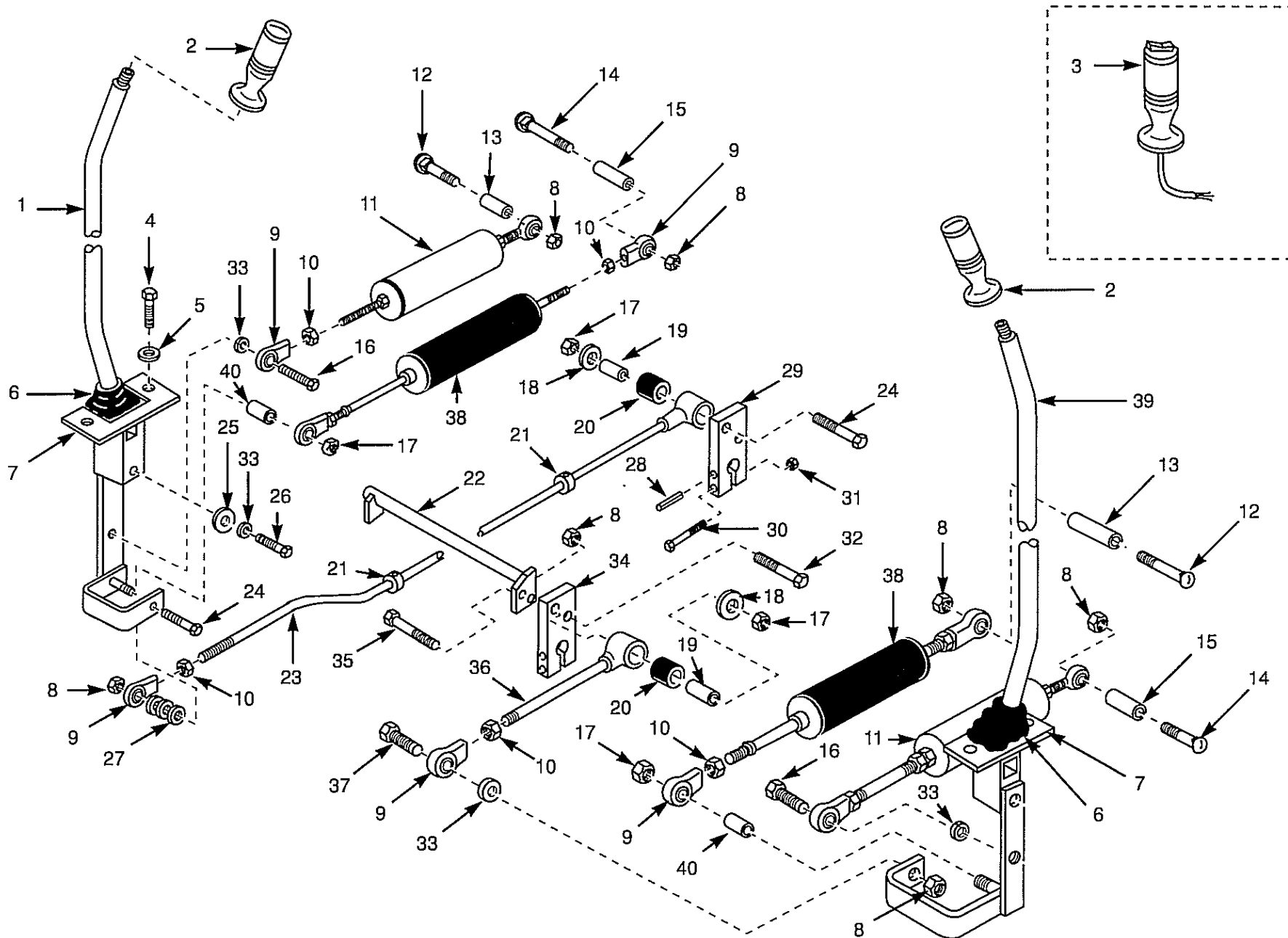
1.10

PART No.	QTY.	DESCRIPTION
U-824	Set of 4	5.90 x 15, 4 ply tire and wheel assembly
42830	1	Tire and wheel assembly, RH, 5.90 x 15.00
42831	1	Tire and wheel assembly, LH, 5.90 x 15.00
42824	1	Tire, 5.90 x 15.00, 4 ply
8732	1	Rim, 4.50 x 15.00
U-644	Set of 4	8.50 x 15, tire and wheel assembly
42832	1	Tire and wheel assembly, RH, 8.50 x 15.00
42833	1	Tire and wheel assembly, LH, 8.50 x 15.00
42825	1	Tire, 8.50 x 15.00
8733	1	Rim, 6.00 x 15.00
U-1554	Set of 4	7.50 x 10, solid rubber
960504	1	Tire and wheel assembly, 7.50 x 10
38191	1	Tire, 7.50 x 10.00 (5.0" solid)
960505	1	Rim, 5.00 x 10.00, 5 bolt
1904	each	Boit, wheel, all rims, 5 / wheel
7019	1	Valve stem

Control Levers, Hand and Foot	2.1
Control Levers, Hand	2.2
Foot Pedals	2.3
Throttle	2.4a
Throttle	2.4b
Restraint Bar	2.5
Parking Brake	2.6

CONTROL LEVERS, HAND and FOOT

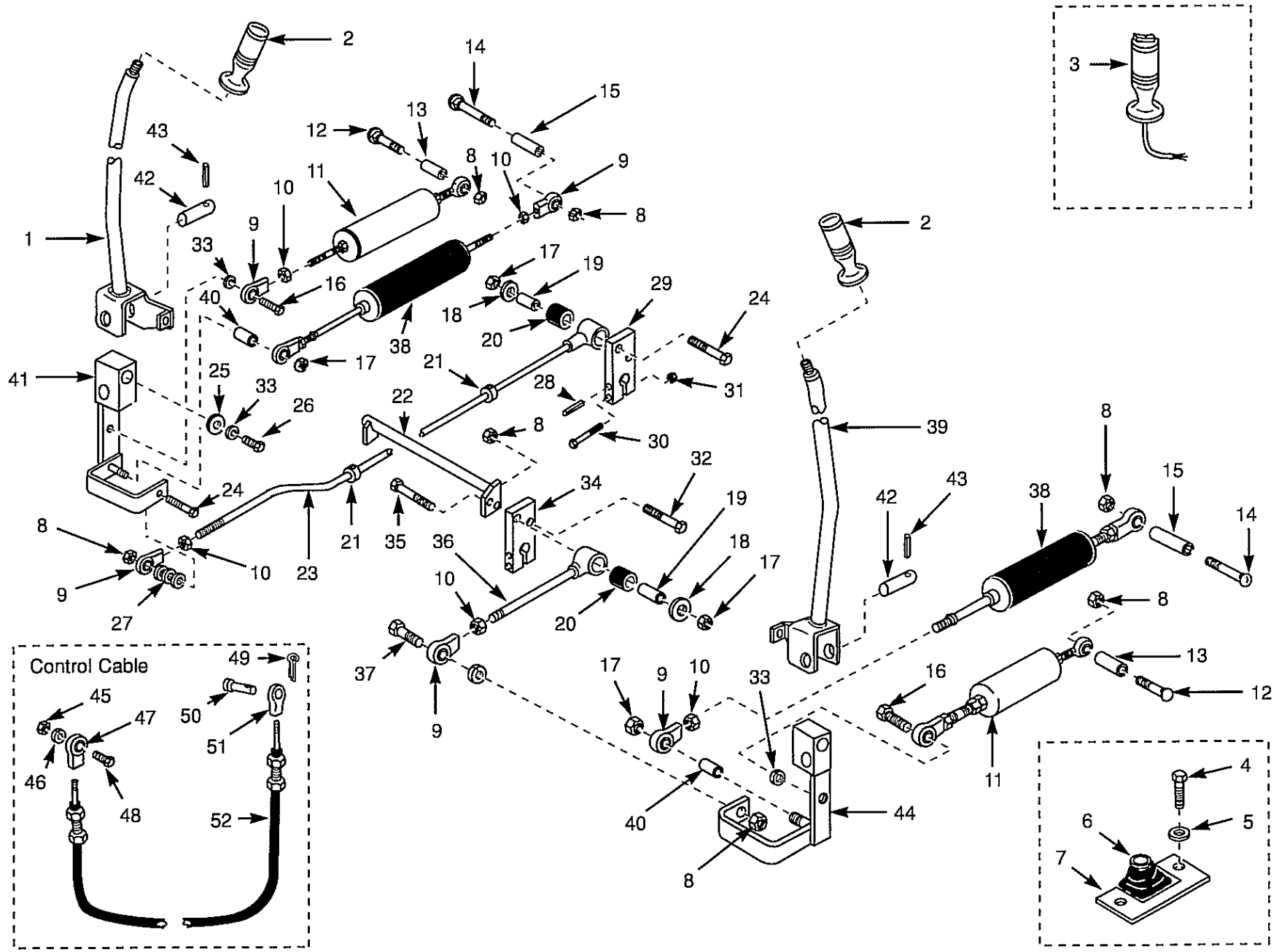
2.1



ITEM	PART No.	QTY.	DESCRIPTION	ITEM	PART No.	QTY.	DESCRIPTION
1.	961083	1	Control lever, RH (to S/N LB001421)	28.	21004	2	Split pin
1.	961292	1	Control lever, RH (S/N LB001422 onward)	29.	24599	1	Pintle lever, RH
2.	960878	2	Handle (12mm threads to S/N LB001421)	30.	1676	2	Bolt
2.	961303	2	Handle (14mm threads to S/N LB001834)	31.	16771	2	Lock nut
**	3189	2	Grip, for 960878 and 961303)	32.	8280	1	Bolt
2.	43808	2	Handle, one piece (S/N LB001835 onward)	33.	1642	3	Lock washer
3.	40960	1	Handle, control lever with switch (optional)	34.	24603	1	Pintle lever, LH
**	38412	2	Switch for 40960 control handle	35.	15620	1	Bolt
*	40961	1	Adapter, 14mm to 12mm (to fit 40960 and 43808 up to S/N LB001421)	36.	960656	1	Control rod, LH
4.	31744	4	Screw	37.	1672	1	Bolt
5.	1650	4	Flat washer	38.	14860	2	Shock absorber
6.	30501	2	Boot	39.	961076	1	Control lever, LH (to S/N LB001421)
7.	38235	2	Boot cover	39.	961291	1	Control lever, LH (S/N LB001422 onward)
8.	7465	6	Lock nut	40.	38143	2	Bushing, spacer
9.	5803	6	Rod end				
10.	1898	10	Nut				
11.	959073	2	Hydroback				
12.	1686	2	Carriage bolt				
13.	38525	2	Bushing, spacer				
14.	38807	2	Carriage bolt				
15.	38085	2	Bushing, spacer				
16.	1193	2	Bolt				
17.	23264	4	Nut, 3 way jam				
18.	29384	2	Washer, fender				
19.	37854	2	Bushing, rod end spacer				
20.	37853	2	Isolator				
21.	39984	2	Split set collar				
22.	961260	1	Control rate limiter				
23.	960655	1	Control rod, RH				
24.	23901	2	Bolt				
25.	1643	2	Flat washer				
26.	1673	2	Bolt				
27.	21174	4	Washer, spacer				

CONTROL LEVERS, HAND

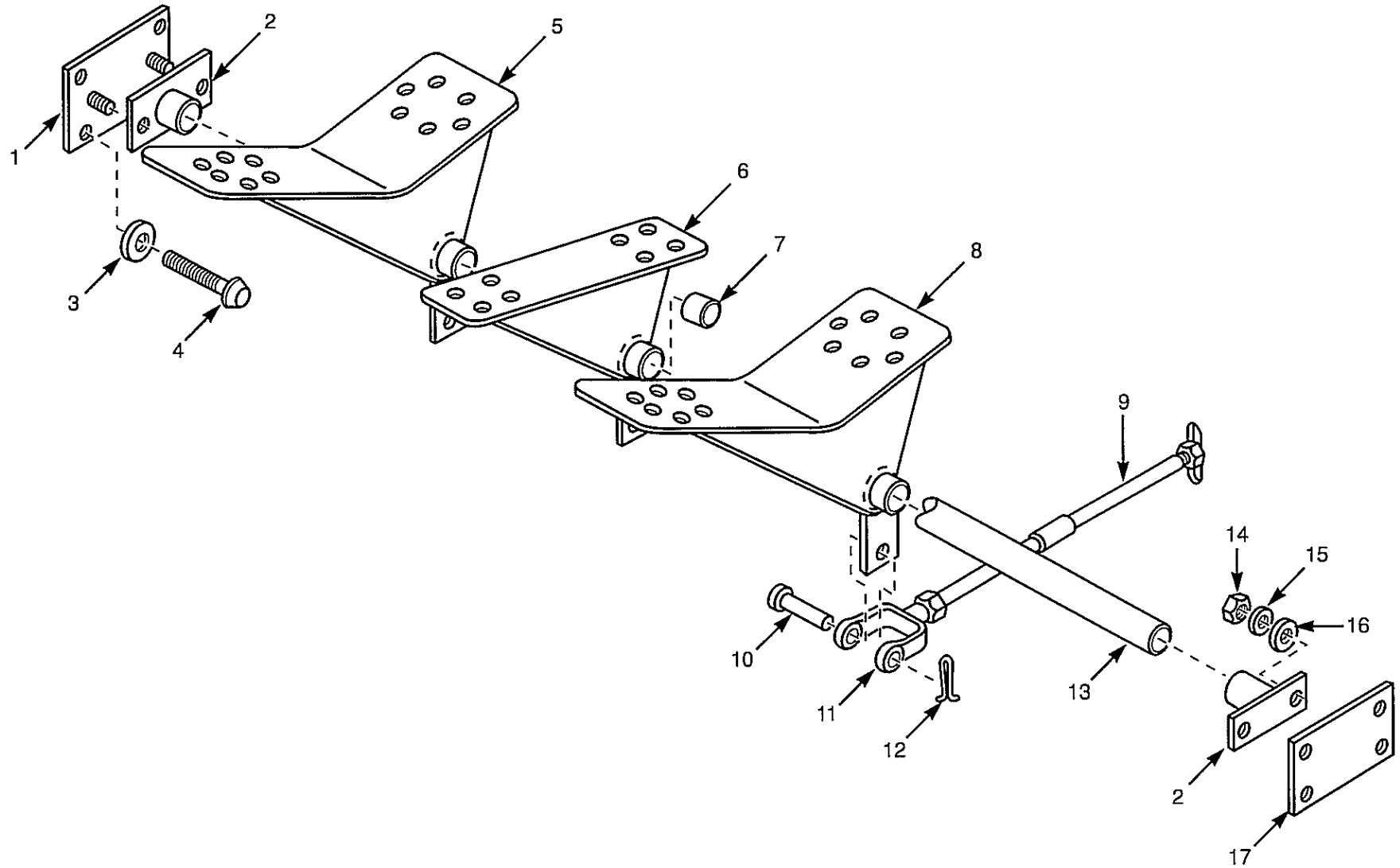
2.2



ITEM	PART No.	QTY.	DESCRIPTION	ITEM	PART No.	QTY.	DESCRIPTION
1.	961089	1	Control lever, RH (to S/N LB001421)	27.	21174	4	Washer, spacer
1.	961294	1	Control lever, RH (S/N LB001422 onward)	28.	21004	2	Split pin
2.	960878	2	Handle (12mm threads to S/N LB001421)	29.	24599	1	Pintle lever, RH
2.	961303	2	Handle (14mm threads to S/N LB001834)	30.	1676	2	Bolt
**	3189	2	Grip, for 960878 and 961303)	31.	16771	2	Lock nut
2.	43808	2	Handle, one piece (S/N LB001835 onward)	32.	8280	1	Bolt
3.	40960	1	Handle, control lever with switch (optional)	33.	1642	3	Lock washer
**	38412	2	Switch for 40960 control handle	34.	24603	1	Pintle lever, LH
*	40961	1	Adapter, 14mm to 12mm (to fit 40960 and 43808 up to S/N LB001421)	35.	15620	1	Bolt
4.	31744	4	Screw	36.	960656	1	Control rod, LH
5.	1650	4	Flat washer	37.	1672	1	Bolt
6.	30501	2	Boot	38.	14860	2	Shock absorber
7.	38235	2	Boot cover	39.	961088	1	Control lever, LH (to S/N LB001421)
8.	7465	6	Lock nut	39.	961293	1	Control lever, LH (S/N LB001422 onward)
9.	5803	6	Rod end	40.	38143	2	Bushing, spacer
10.	1898	10	Nut	41.	960470	1	Swivel assembly, RH
11.	959073	2	Hydroback	42.	35763	2	Bar, swivel shaft
12.	1686	2	Carriage bolt	43.	5896	2	Split pin
13.	38525	2	Bushing, spacer	44.	960510	1	Swivel assembly, LH
14.	38807	2	Carriage bolt	45.	17432	2	Lock nut, stainless
15.	38085	2	Bushing, spacer	46.	25583	2	Lock washer
16.	1193	2	Bolt	47.	35883	2	Rod end
17.	23264	4	Nut, 3 way jam	48.	17421	2	Bolt, stainless
18.	29384	2	Washer, fender	49.	1630	2	Cotter pin
19.	37854	2	Bushing, rod end spacer	50.	30044	2	Clevis pin
20.	37853	2	Isolator	51.	36487	2	Valve linkage eyelet
21.	39984	2	Split set collar	52.	38551	2	Cable, 80" long
22.	961260	1	Control rate limiter				
23.	960655	1	Control rod, RH				
24.	23901	2	Bolt				
25.	1643	2	Flat washer				
26.	1673	2	Bolt				

FOOT PEDALS

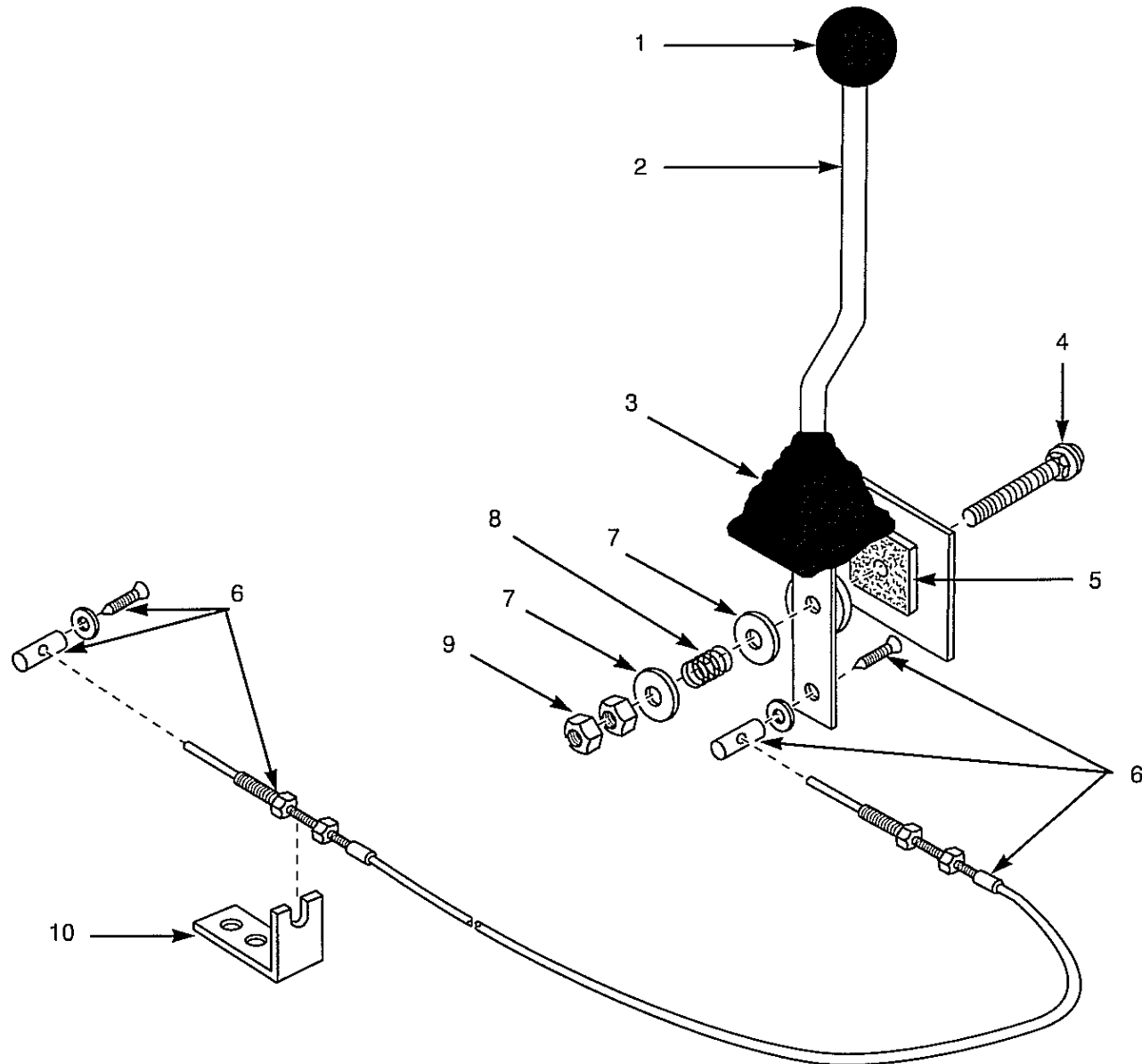
2.3



ITEM	PART No.	QTY.	DESCRIPTION
1.	960460	1	RH axle cover, foot pedal controls
1.	960729	1	RH axle cover, hand controls, foot auxiliary
1.	38803	1	Axle cover hand controls, electric auxiliary
2.	960724	2	Support assembly
3.	33499	8	Weather seal washer
4.	38751	8	Cap screw
5.	960463	1	Tilt pedal
6.	960459	1	Auxiliary pedal (option)
7.	37999	1	Spacer pipe (standard or electric aux. option)
8.	960461	1	Lift pedal
9.	38551	2 / 3	Cable, 80"
10.	30044	4 / 6	Pin, clevis
11.	35884	2 / 3	Clevis
12.	1630	4 / 6	Cotter pin
13.	38052	1	Shaft
14.	1191	4	Nut
15.	1870	4	Lock washer
16.	1651	4	Flat washer
17.	960426	1	LH axle cover, foot pedal controls
17.	38803	1	Axle cover hand controls

THROTTLE (to S / N LB001906, except LB001874)

2.4a

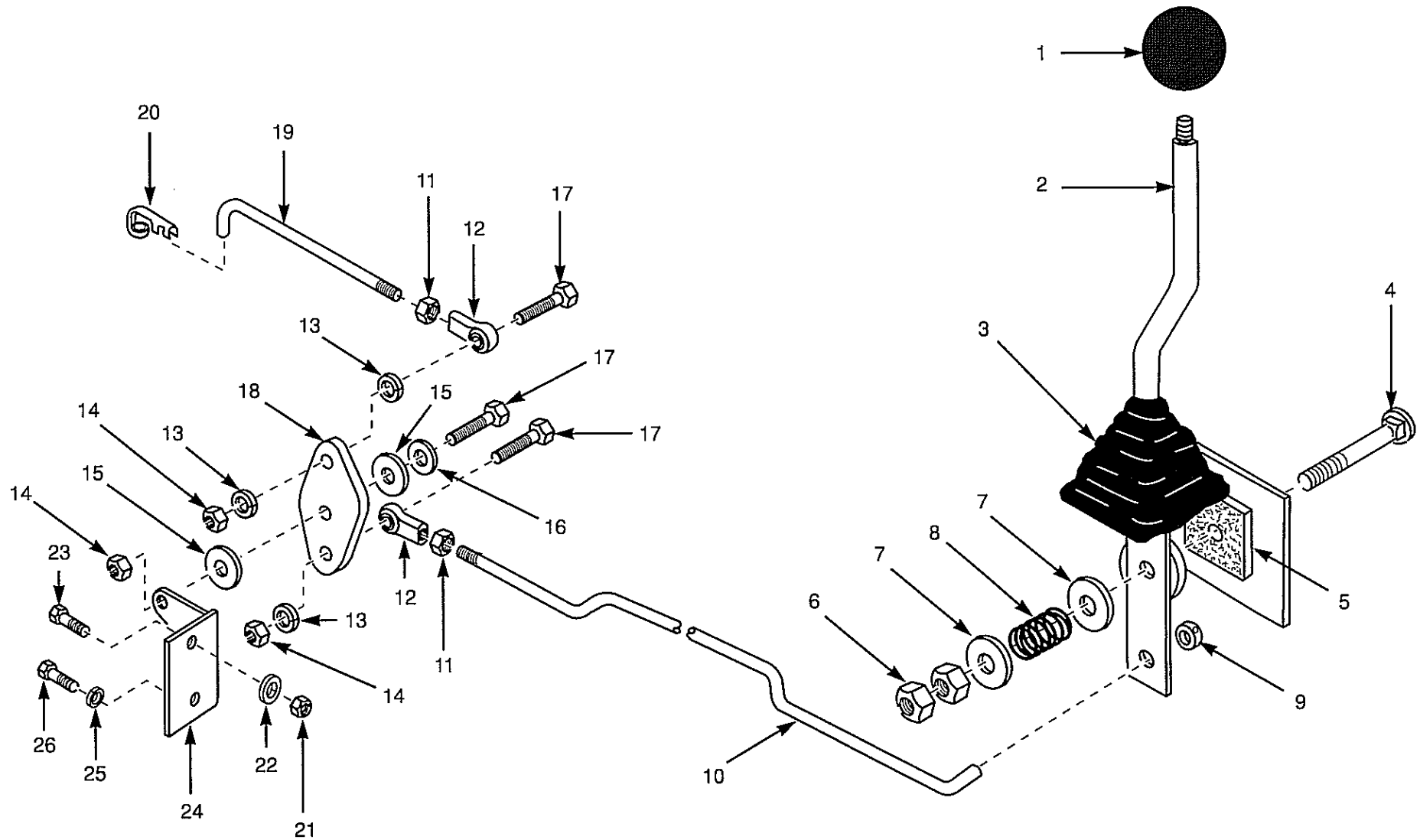


ITEM	PART No.	QTY.	DESCRIPTION
1.	38517	1	Knob
2.	960571	1	Handle
3.	30501	1	Boot
4.	38807	1	Carriage bolt
5.	23371	1	Friction pad
6.	41082	1	Cable, with hardware
7.	1643	2	Flat washer
8.	7416	1	Spring
9.	1194	2	Nut
10.	40992	1	Bracket

* NOTE: Cable controled models may be upgraded to rod control type as shown in section 2.4b. Use items 9 ~ 26.

THROTTLE (S / N LB001907 onward, also LB001874)

2.4b



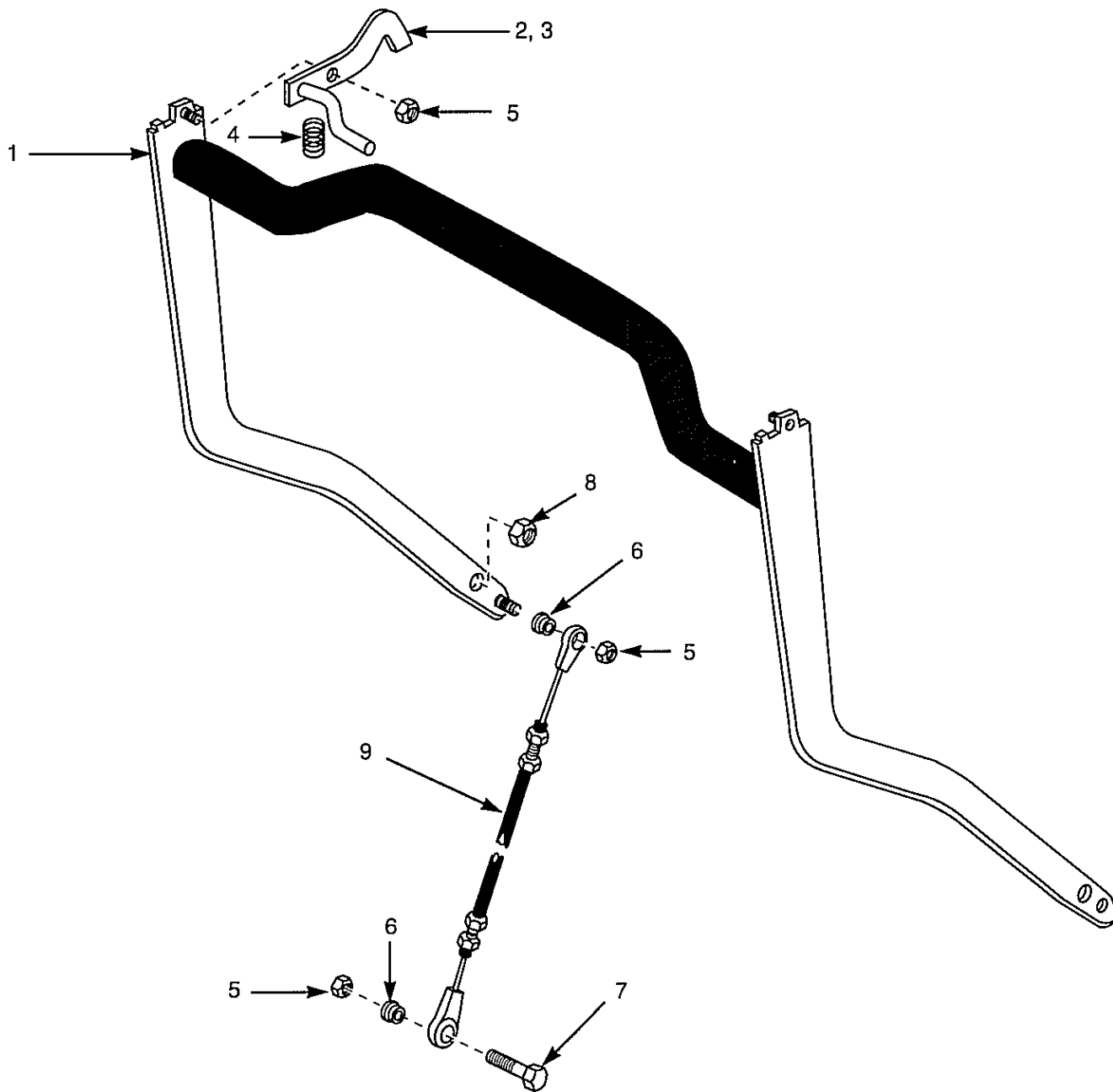
ITEM	PART No.	QTY.	DESCRIPTION
1.	38517	1	Knob
2.	960571	1	Handle
3.	30501	1	Boot
4.	38807	1	Carriage bolt
5.	23371	1	Friction pad
6.	1194	2	Nut
7.	1643	2	Flat washer
8.	7416	1	Spring
9.	23096	1	Set collar
10.	44705	1	Throttle rod
11.	5405	2	Nut
12.	35883	2	Rod end
13.	2279	3	Lock washer
14.	6645	3	Lock nut
15.	39868	2	Nylon washer
16.	1650	1	Flat washer
17.	7723	3	Bolt
18.	44703	1	Bell crank
19.	44702	1	Throttle rod
20.	19669	1	Clip
21.	16771	1	Lock nut
22.	1651	1	Flat washer
23.	2580	1	Bolt
24.	44704	1	Bracket
25.	21029	1	Lock washer
26.	21554	1	Bolt

THROTTLE (S / N LB001907 onward, also LB001874)

2.4b

RESTRAINT BAR

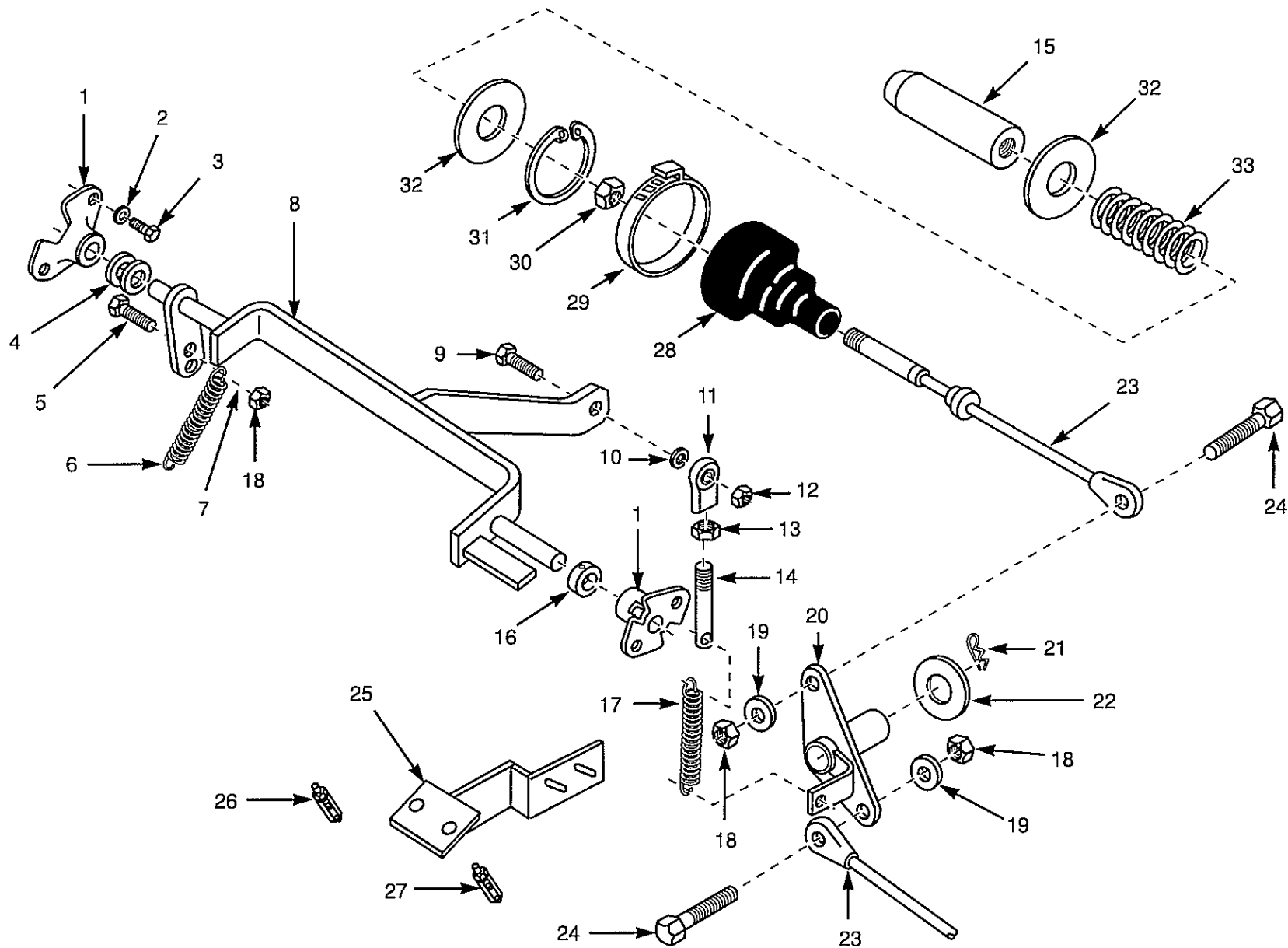
2.5



ITEM	PART No.	QTY.	DESCRIPTION
1.	960472	1	Restraint bar
2.	960497	1	Latch, RH
3.	960498	1	Latch, LH
4.	38834	2	Spring
5.	6645	4	Lock nut
6.	41042	2	Nylon bushing
7.	2663	1	Bolt
8.	8613	2	Lock nut
9.	41040	1	Cable

PARKING BRAKE

2.6

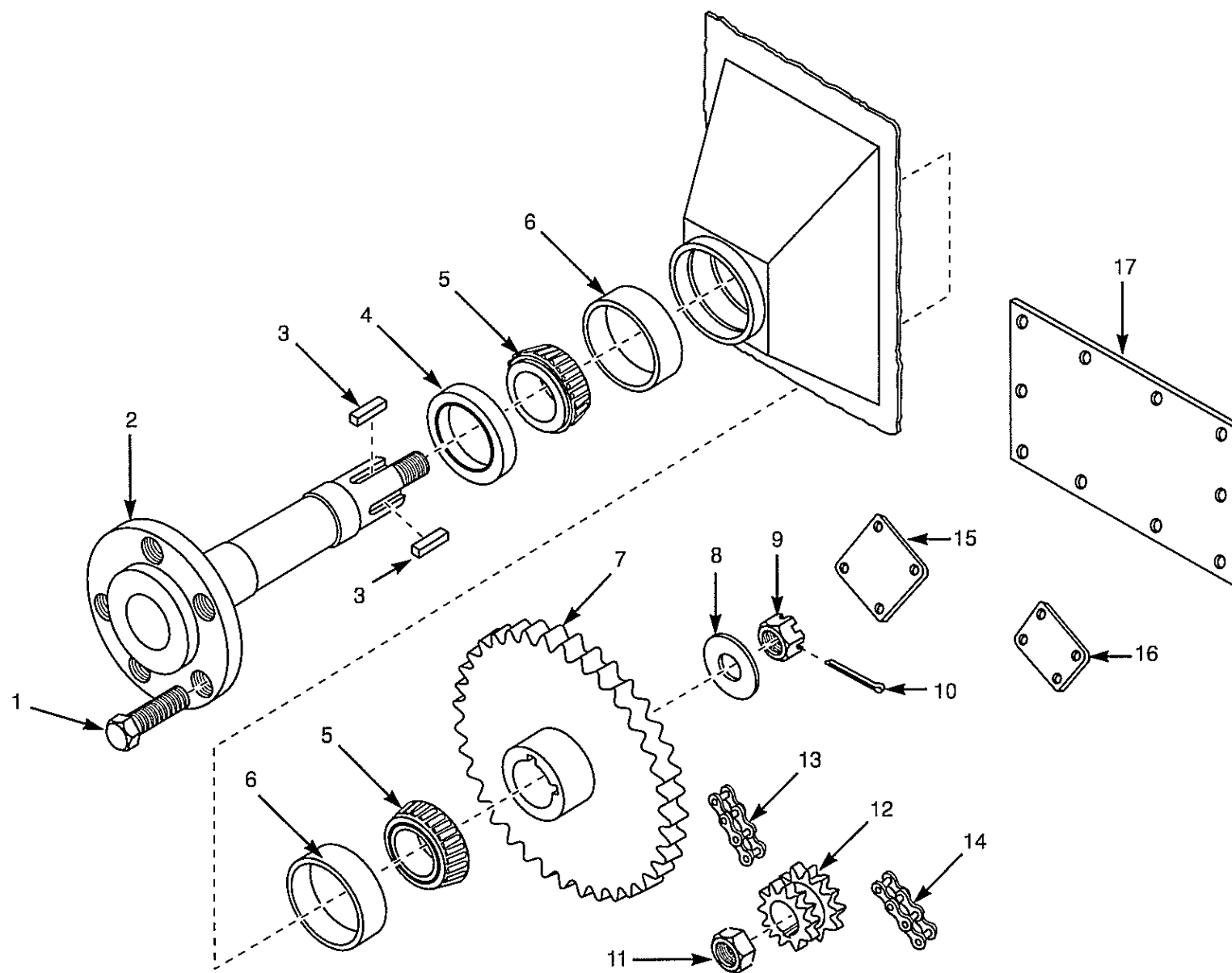


ITEM	PART No.	QTY.	DESCRIPTION
1.	29065	2	Flange bearing
2.	2279	4	Lock washer
3.	2338	4	Bolt
4.	25845	2	Washer
5.	2663	1	Bolt
6.	33269	1	Spring
7.	1650	1	Flat washer (not shown)
8.	961212	1	Pivot assembly
9.	1387	1	Bolt
10.	21174	1	Spacer washer
11.	5803	1	Rod end
12.	7465	1	Lock nut
13.	1898	1	Nut
14.	41215	1	Linkage
15.	37991	2	Brake pin
16.	29066	1	Set collar
17.	23922	1	Spring
18.	6645	3	Lock nut
19.	1650	2	Flat washer
20.	960444	1	Brake pull off pivot
21.	1630	1	Cotter pin
22.	23385	1	Flat washer
23.	38347	2	Cable
24.	5170	2	Bolt
25.	961307	1	Switch mount
26.	40583	1	Switch, brake light, N. / C.
27.	40582	1	Switch, safety release, N. / O.
28.	38343	2	Boot
29.	38810	2	Clamp
30.	1191	2	Nut
31.	6448	2	Circlip
32.	17516	4	Flat washer
33.	37798	2	Spring

Axle, Chain and Sprocket Assembly 3.1

AXLE, CHAIN and SPROCKET ASSEMBLY

3.1



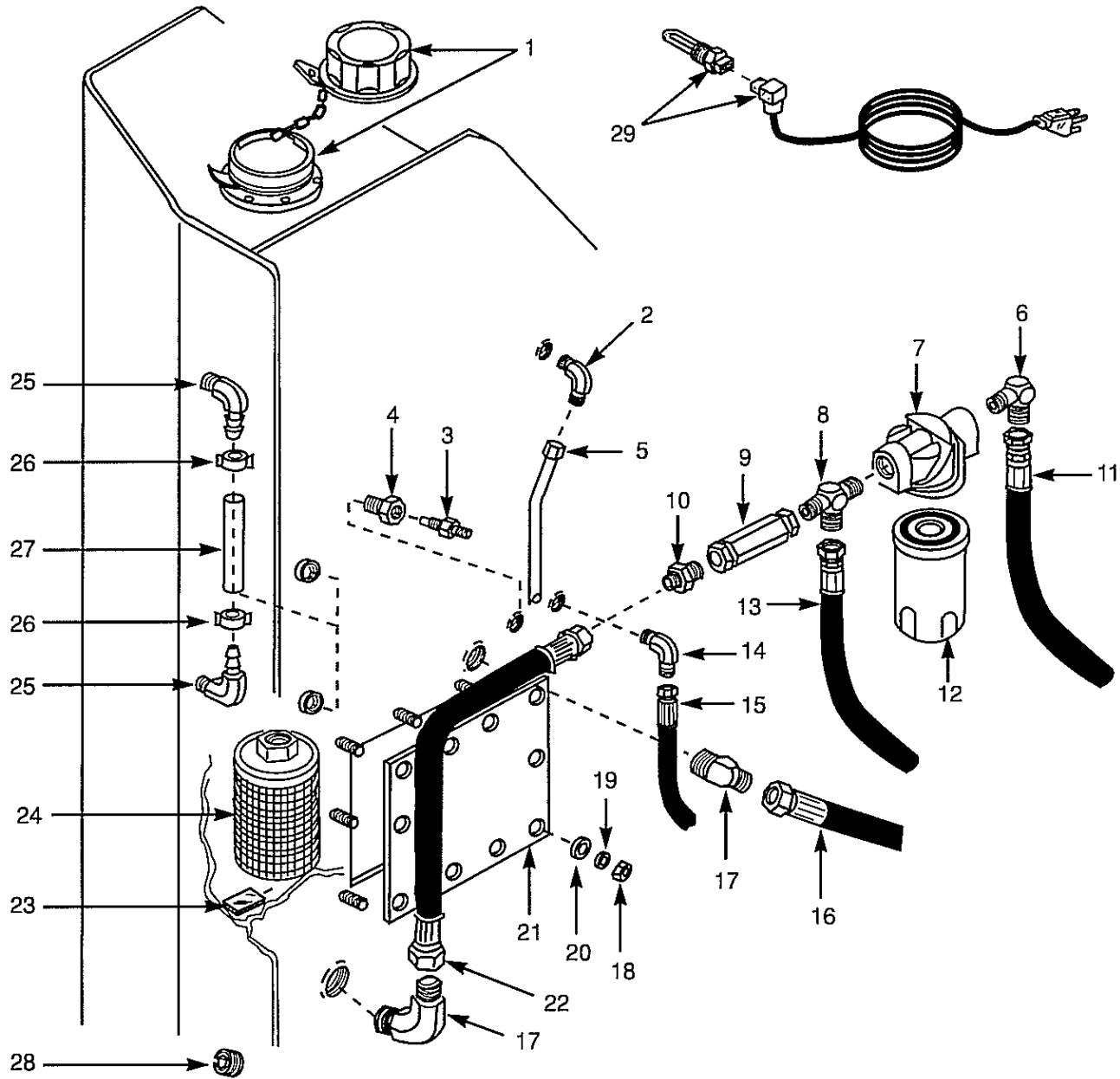
ITEM	PART No.	QTY.	DESCRIPTION
1.	1904	5	Bolt, wheel
2.	960732	4	Axle
3.	20200	8	Key
4.	3667	4	Seal
5.	3665	8	Bearing
6.	5968	8	Race
7.	37963	2	Sprocket, front
7.	37962	2	Sprocket, rear
8.	8675	4	Washer
9.	5914	4	Castle nut
10.	1634	4	Cotter pin, 3/16 x 1 1/2 (to S / N LB001858)
10.	6318	4	Cotter pin, 5/32 x 1 1/2 (S / N LB001859 onward)
11.	18859	2	Nut, drive motor
12.	37977	2	Drive sprocket
13.	38345	2	Chain, 74 pitch, LH rear, RH front
14.	38346	2	Chain, 58 pitch, LH front, RH rear
15.	960426	1	LH axle cover, foot pedal controls
15.	960460	1	RH front axle cover, foot pedal controls
15.	960729	1	RH axle cover, hand controls, foot auxiliary
15.	38803	2	Axle cover hand controls, electric auxiliary
16.	37955	2	Rear axle cover (to S / N LB001858)
16.	44491	2	Rear axle cover (S / N LB001859 onward)
17.	22463	2	Inspection cover (to S / N LB001401)
17.	41178	2	Inspection cover (S / N LB001402 onward)
18.*	10516	4	Drain / check plug (to S / N LB001798)
18.*	44357	4	Drain / check plug, no seal, (S / N LB001799 onward)
18.*	44358	4	Seal, for 44357 drain / check plug (S / N LB001799 onward)

* Item not shown

Oil Reservoir and Filter	4.1
Boom Lift Circuit	4.2
Lift Cylinder	4.3
Bucket Tilt Circuit	4.4
Tilt Cylinder	4.5
Auxiliary Circuit	4.6
Control Valve, no auxiliary	4.7
Control Valve, manual auxiliary	4.8
Control Valve, electric auxiliary	4.9
Gear Pump	4.10

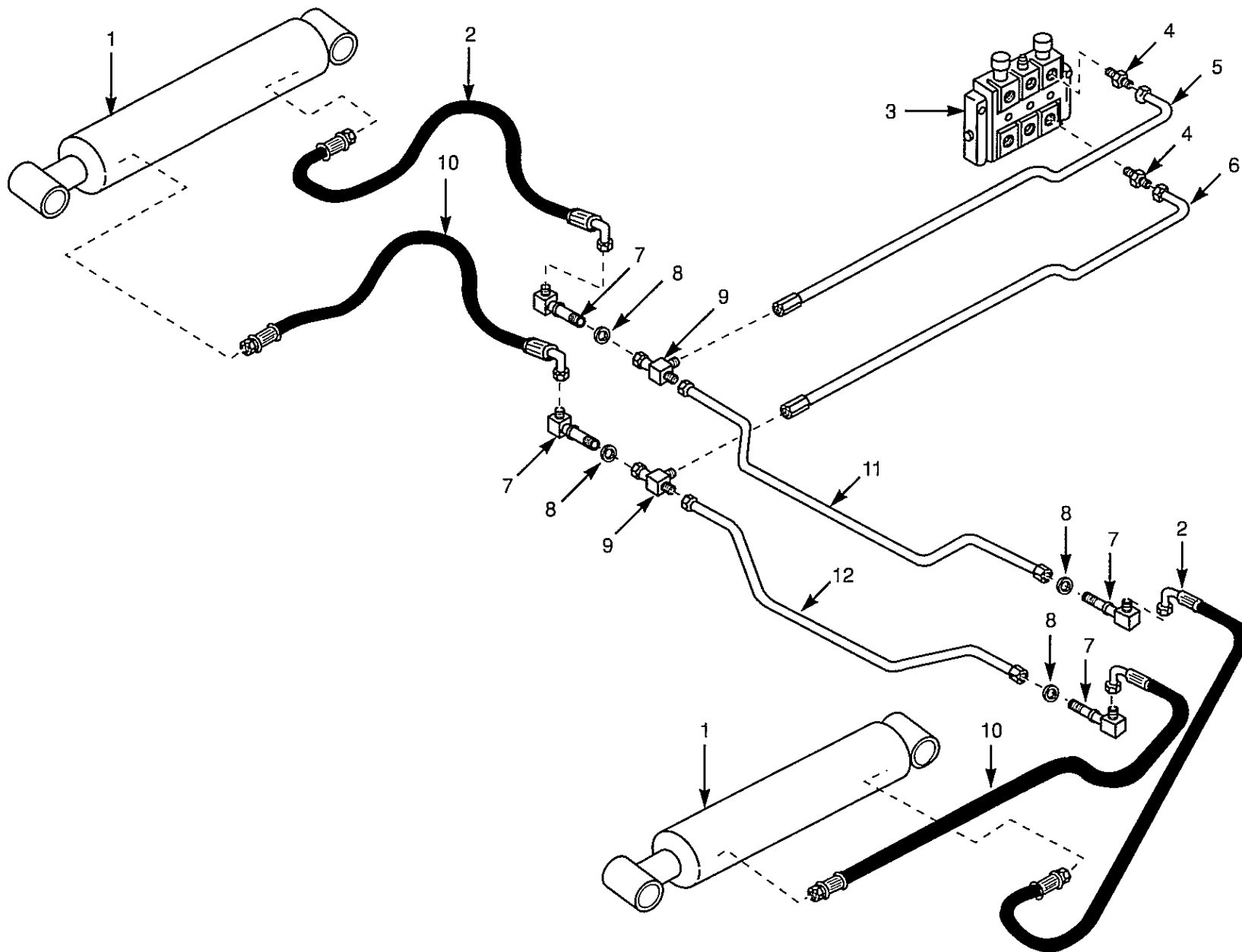
OIL RESERVOIR and FILTER

4.1



ITEM	PART No.	QTY.	DESCRIPTION
1.	36733	1	Filler / breather cap
2.	19248	1	Elbow, 90°
3.	37206	1	Sender, temperature
4.	40333	1	Reducer bushing
5.	39754	1	Tube, tandem case drain
6.	14866	1	Elbow, 90°
7.	40564	1	Filter assembly
8.	38441	1	Tee
9.	38707	1	Check valve
10.	14867	1	Connector
11.	962956	1	Hose, control valve to filter
12.	40565	1	Element, hydraulic oil filter
13.	960550	1	Hose, filter outlet to tandem
14.	960757	1	Elbow, 90°, with restrictor
15.	962722	1	Hose, drive motor drain
16.	960547	1	Hose, tank to gear pump
17.	19235	2	Elbow, 90°
18.	1191	10	Nut
19.	1870	10	Lock washer
20.	1651	10	Flat washer
21.	22381	1	Inspection cover
22.	960659	1	Hose, check valve to tank
23.	32478	1	Magnet (not shown)
24.	14898	1	Suction element
25.	34903	2	Elbow, 90°, barbed
26.	34919	2	Clamp
27.	698	1	Tube, clear (sold per foot)
28.	17144	1	Magnetic drain plug
29.	30549	1	Hydraulic oil heater (option)

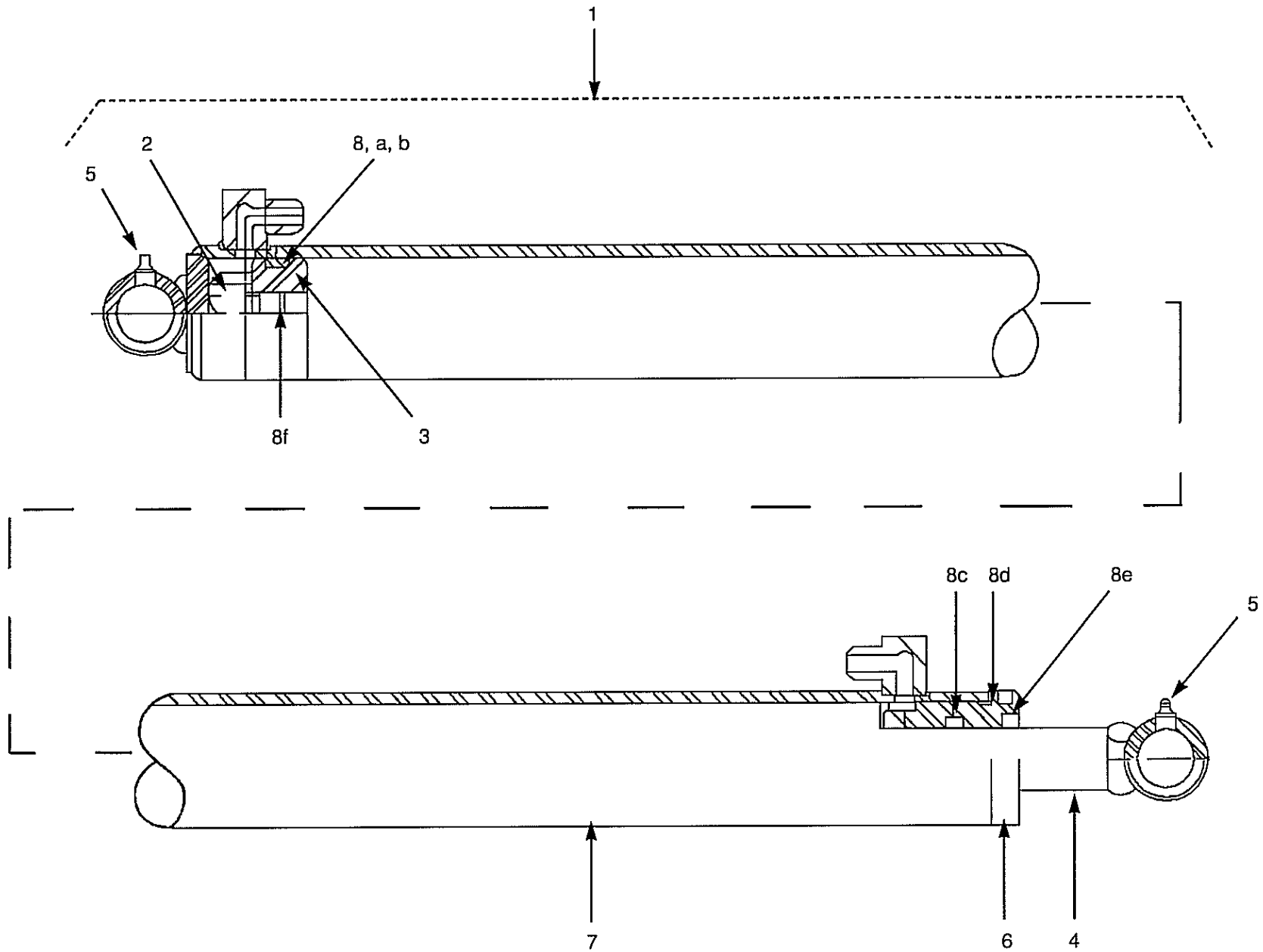
BOOM LIFT CIRCUIT



ITEM	PART No.	QTY.	DESCRIPTION
1.	***	2	Cylinder, see section 4.3
2.	962453	2	Hose, bulkhead to rear port
3.	***	1	Control valve, see section 4.7 ~ 4.9
4.	21121	2	Connector
5.	38719	1	Tube, top valve port to rear bulkhead
6.	38718	1	Tube, bottom valve port to front bulkhead
7.	38390	2	Elbow, 90° bulkhead connector
8.	43901	2	Washer, internal lock
9.	38389	2	Tee
10.	960760	2	Hose, bulkheads to lift cylinder rod end
11.	39759	1	Tube, rear bulkhead crossover
12.	38270	1	Tube, front bulkhead crossover

LIFT CYLINDER

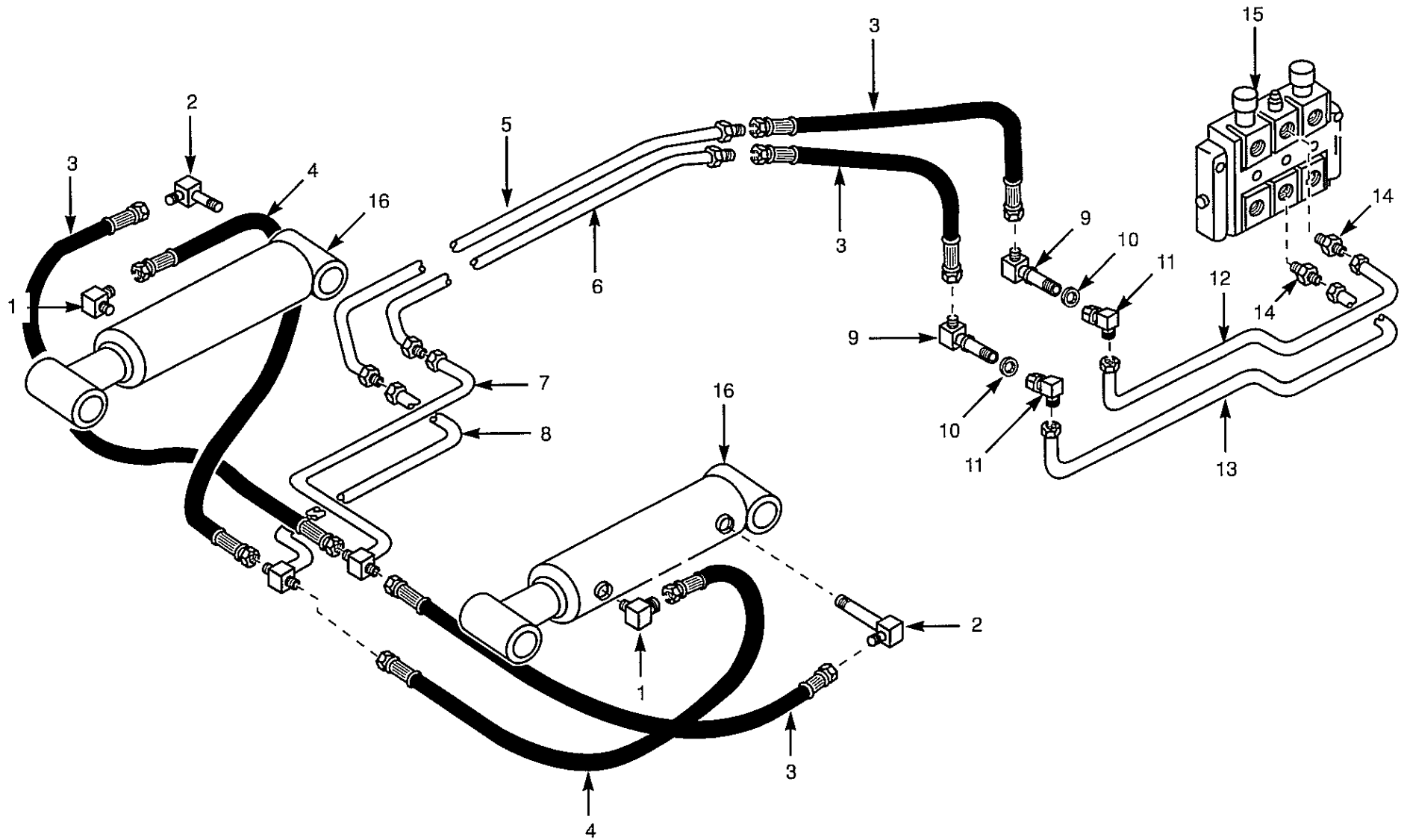
4.3



ITEM	PART No.	QTY.	DESCRIPTION
1.	38358	2	Cylinder assembly (pair required)
2.	23530	1	Lock nut
3.	29995	1	Piston
4.	38745	1	Rod
5.	2010	2	Grease fitting
6.	29994	1	Head plate
7.	38746	1	Tube
8.	43444	1	Seal kit
8a.		1	O-ring
8b.		2	Back up washer
8c.		1	Rod seal
8d.		1	O-ring
8e.		1	Rod wiper
8f.		1	O-ring

BUCKET TILT CIRCUIT

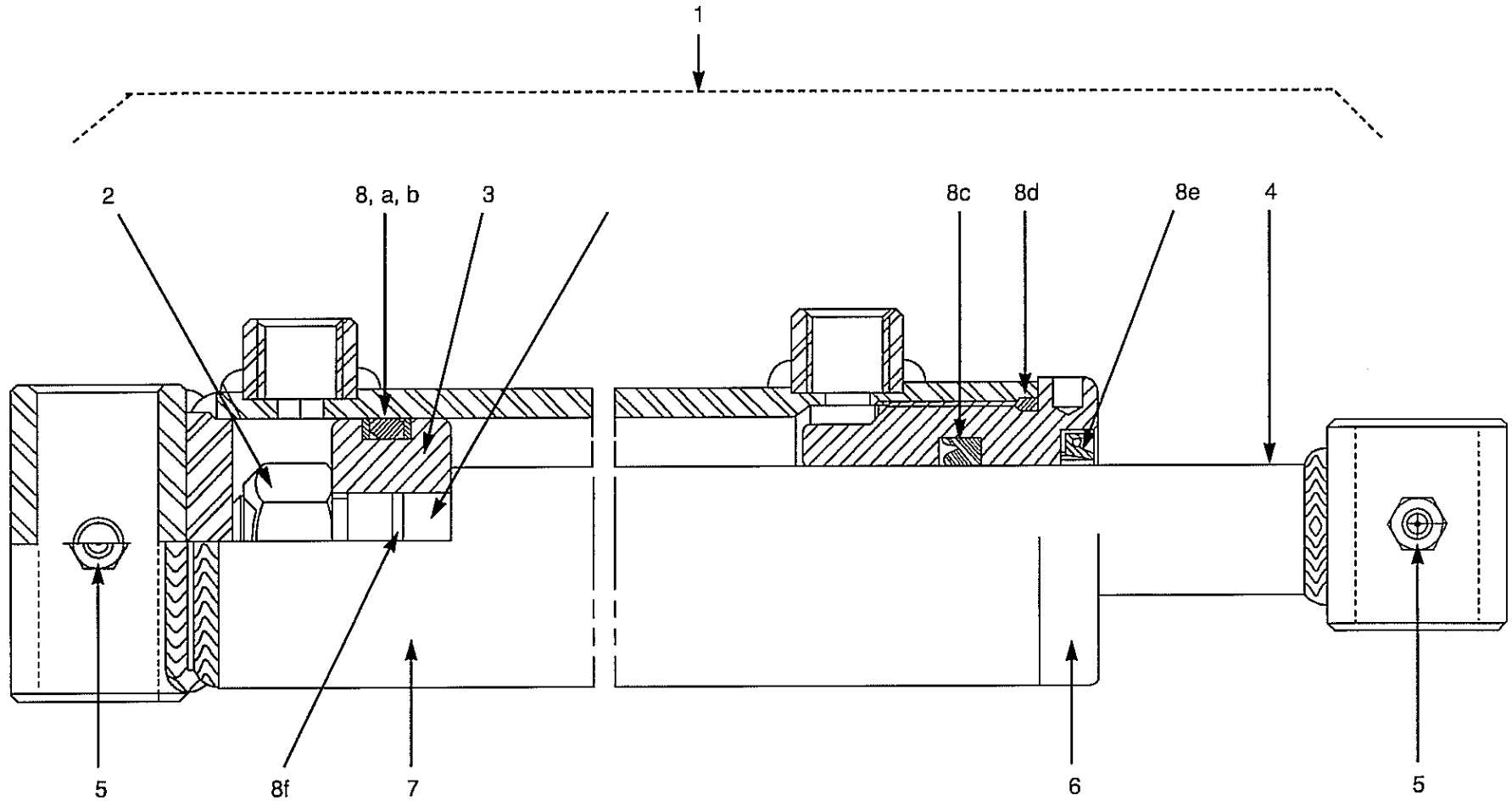
4.4



ITEM	PART No.	QTY.	DESCRIPTION
1.	21324	2	Elbow, 90°
2.	40973	2	Elbow, 90°
3.	958471	2	Hose, tube end to tee
4.	960554	2	Hose, rod end to tee
5.	38256	1	Tube, outer lift arm
6.	38255	1	Tube, inner lift arm
7.	38257	1	Tube, from inner lift arm
8.	38258	1	Tube, from outer lift arm
9.	38390	2	Connector, 90° bulkhead
10.	43901	2	Washer, internal lock
11.	15103	2	Elbow, 90° swivel
12.	38717	1	Tube, top valve port to rear bulkhead
13.	38699	1	Tube, bottom valve port to front bulkhead
14.	21121	2	Connector
15.	***	1	Control valve, see section 4.7 ~ 4.9
16.	***	2	Tilt cylinder, see section 4.5

TILT CYLINDER

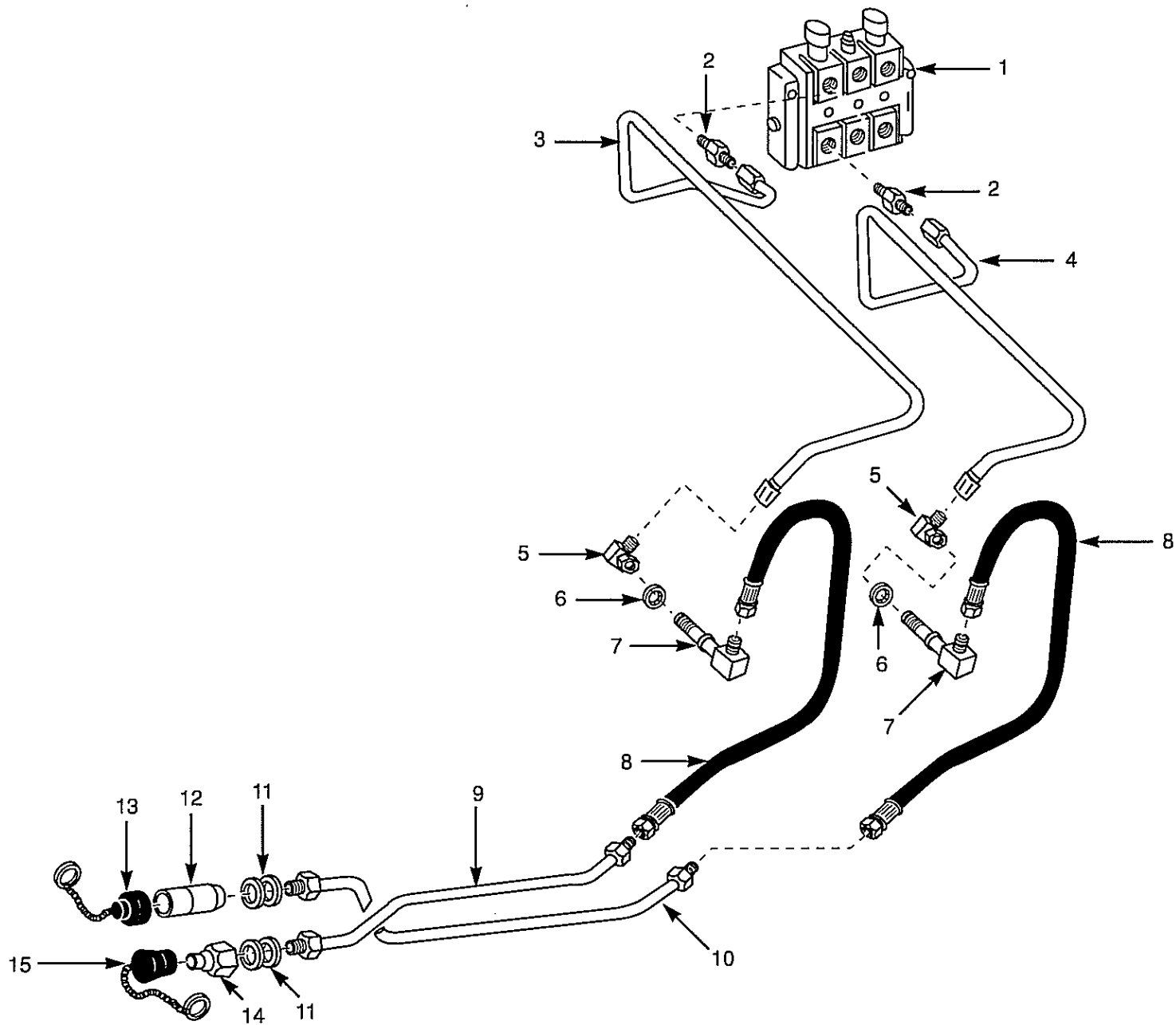
4.5



ITEM	PART No.	QTY.	DESCRIPTION
1.	29985	2	Cylinder assembly (pair required)
2.	23530	1	Lock nut
3.	29995	1	Piston
4.	29998	1	Rod
5.	2010	3	Grease fitting
6.	29994	1	Head plate
7.	29999	1	Tube
8.	43444	1	Seal kit
8a.		1	O-ring
8b.		2	Back up washer
8c.		1	Rod seal
8d.		1	O-ring
8e.		1	Rod wiper
8f.		1	O-ring

AUXILIARY CIRCUIT

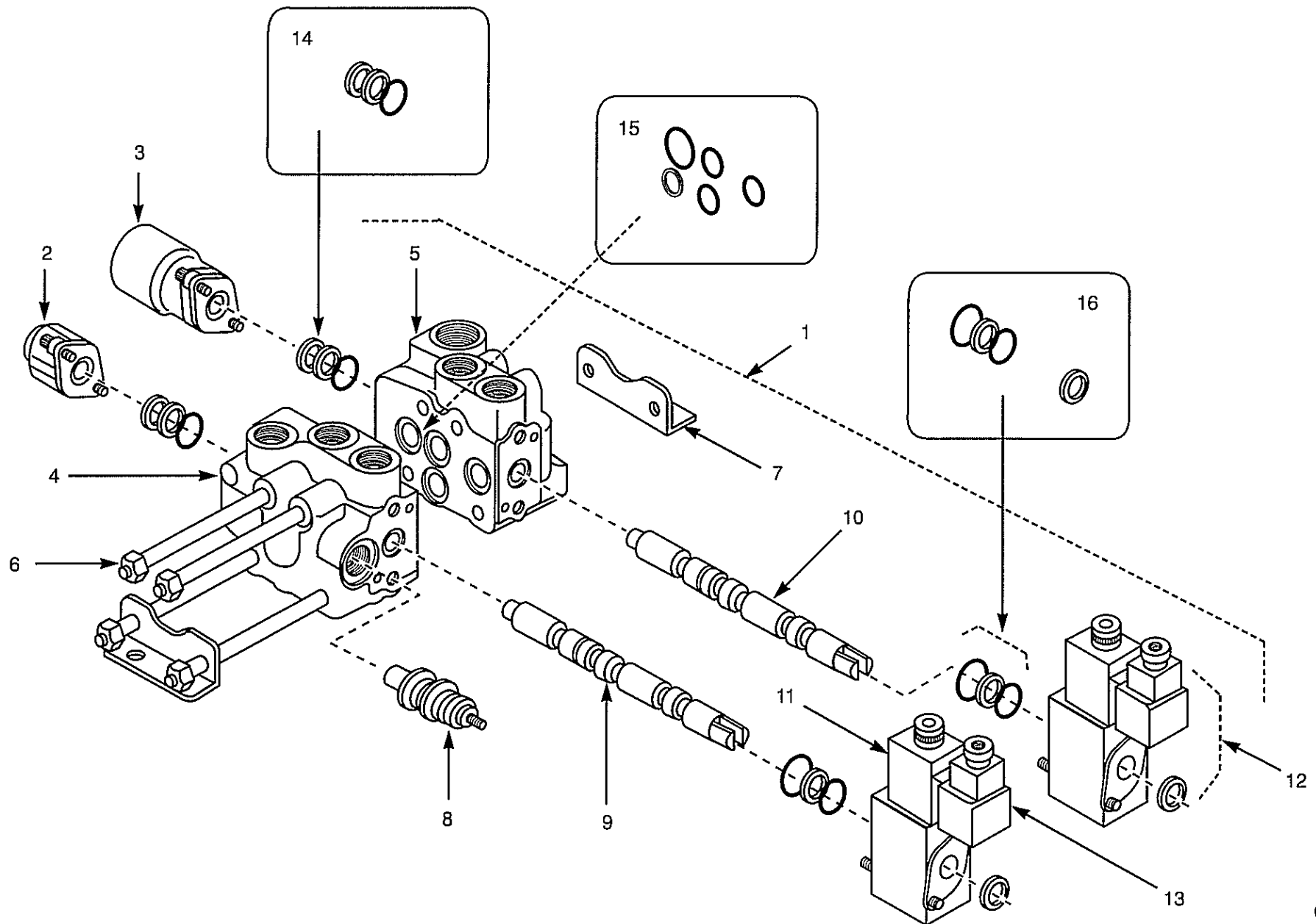
4.6



ITEM	PART No.	QTY.	DESCRIPTION
1.	***	1	Control valve, see section 4.8 ~ 4.9
2.	21121	2	Connector
3.	38758	1	Tube, top valve port to front bulkhead
4.	38757	1	Tube, bottom valve port to rear bulkhead
5.	15103	2	Elbow, 90°
6.	43901	2	Washer, internal lock
7.	38390	2	Elbow, 90° bulkhead connector
8.	958471	2	Hose, bulkheads to tubing
9.	38259	1	Tube, inner lift arm
10.	38260	1	Tube, outer liftarm
11.	38742	4	Washer, nylon
12.	6608	1	Female quick connector
13.	7124	1	Dust plug for female quick connector
14.	1803	1	Male quick connector
15.	7667	1	Dust cap for male quick connector

CONTROL VALVE, no auxiliary

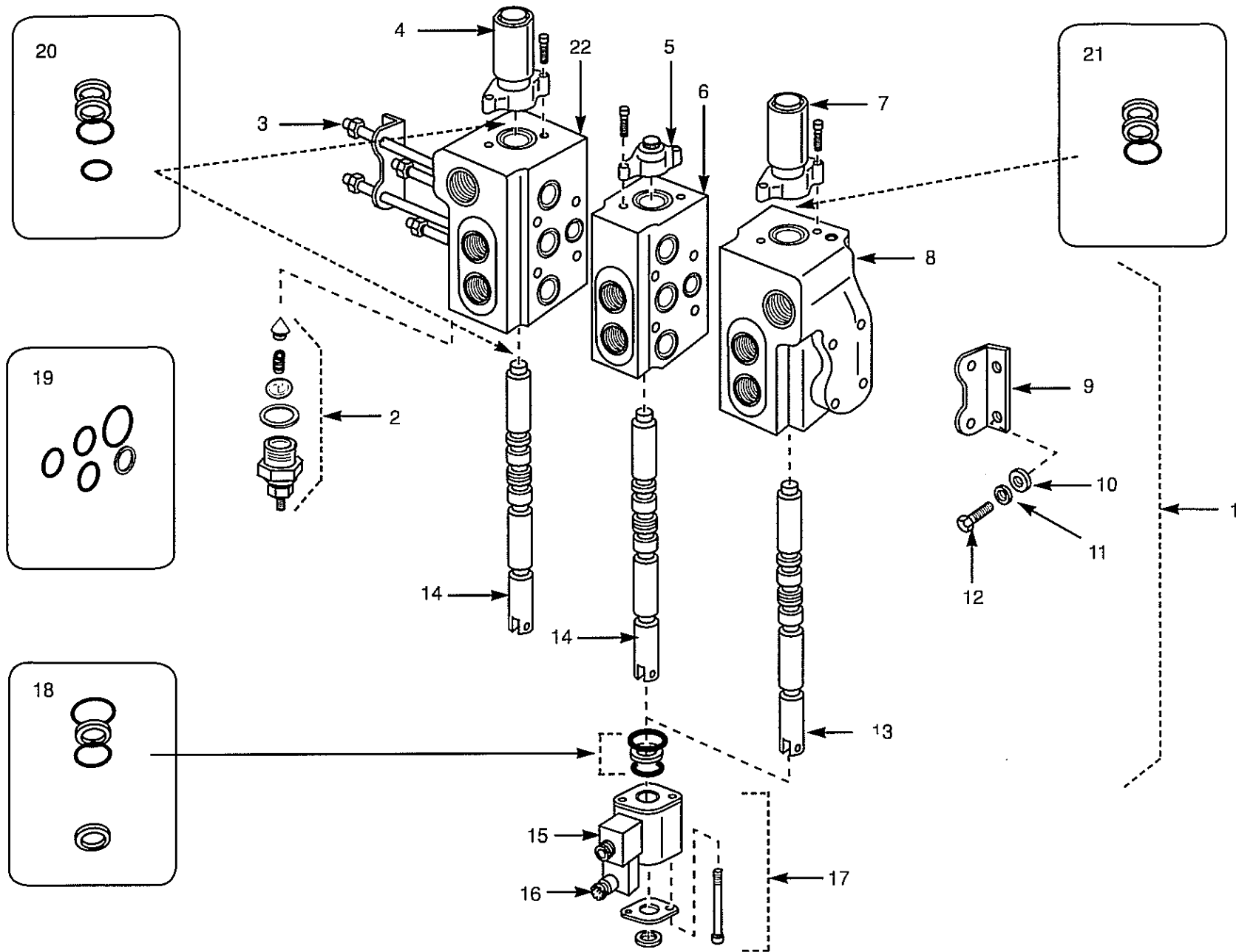
4.7



ITEM	PART No.	QTY.	DESCRIPTION
1.	38380	1	Control valve, foot operated controls
1.	961347	1	Control valve, hand operated controls
2.	40127	1	Control, spring return
3.	40129	1	Detent, spring return kit
4.	40128	1	Section, inlet
5.	40130	1	Section, outlet
6.	40137	1	Bolt kit
7.	40131	2	Hanger, mount
8.	40138	1	Relief valve
9.	40139	1	Spool, tilt
10.	40134	1	Spool, lift (float)
11.	38614	2	Solenoid, coil
12.	40140	2	Solenoid and lock kit
13.	38615	2	Connector
14.	40133	2	Seal kit, spring return side
15.	40132	1	Seal kit, section
16.	40135	2	Seal kit, solenoid lock side

CONTROL VALVE, manual auxiliary

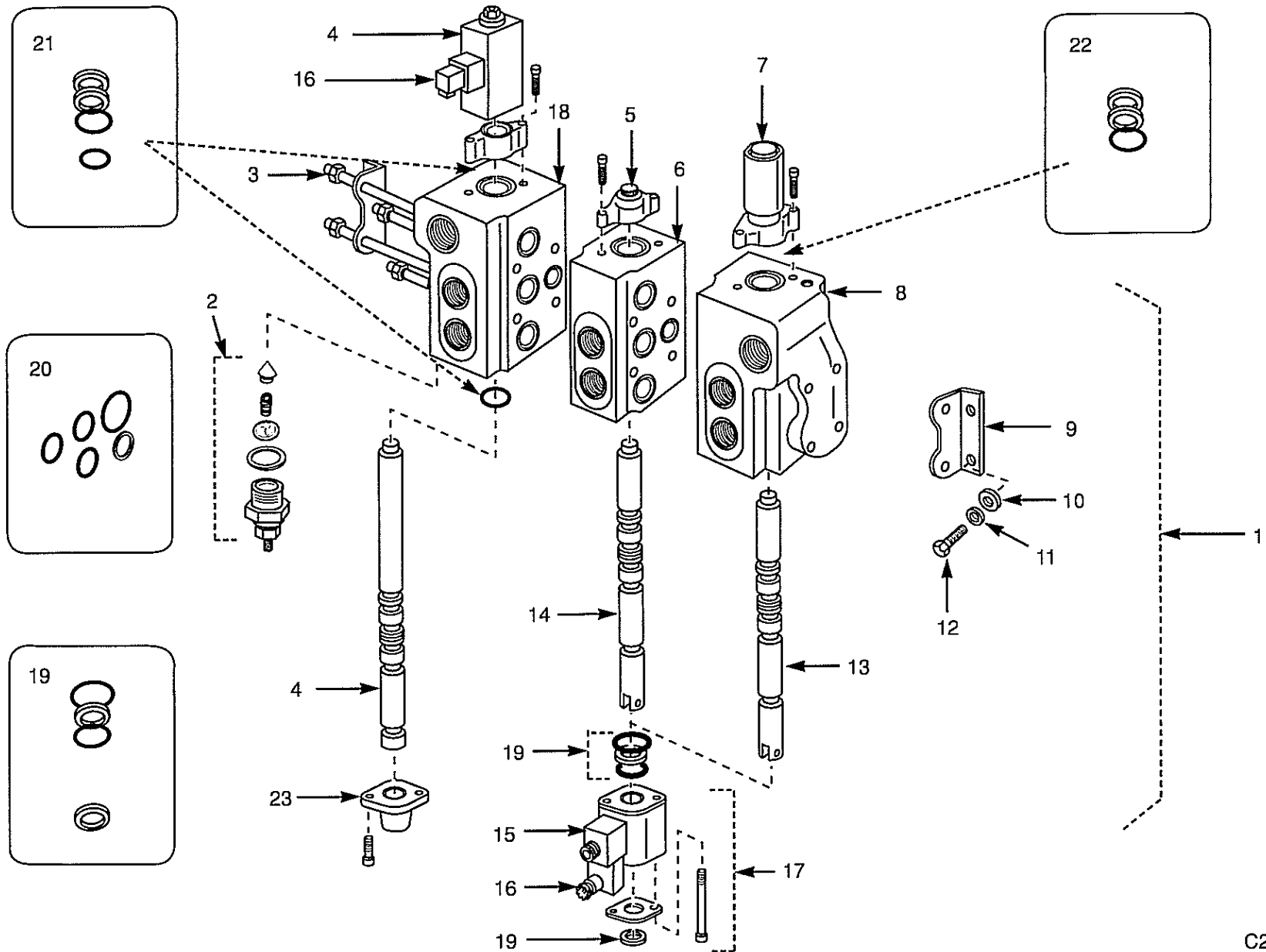
4.8



ITEM	PART No.	QTY.	DESCRIPTION
1.	39536	1	Control valve, foot operated controls
1.	961348	1	Control valve, hand operated controls
2.	40138	1	Relief valve
3.	40143	1	Bolt kit
4.	40157	1	Kit, detent / spring return, aux
5.	40127	1	Kit, spring return, tilt
6.	40144	1	Section, parallel
7.	40129	1	Kit, detent / spring return, lift
8.	40130	1	Section, outlet
9.	40131	2	Hanger, mount
10.	1651	4	Flat washer
11.	1870	4	Lock washer
12.	2593	4	Bolt
13.	40134	1	Spool, lift (float)
14.	40139	2	Spool, lift and tilt
15.	38614	2	Solenoid, coil
16.	38615	2	Connector
17.	40140	2	Kit, spool lock
18.	40135	2	Kit, spool seal, lock side
19.	40132	2	Kit, section seal
20.	40155	1	Kit, spool seal, auxiliary
21.	40133	2	Kit, spool seal, spring return / detent side
22.	40128	1	Section, inlet

CONTROL VALVE, electric auxiliary

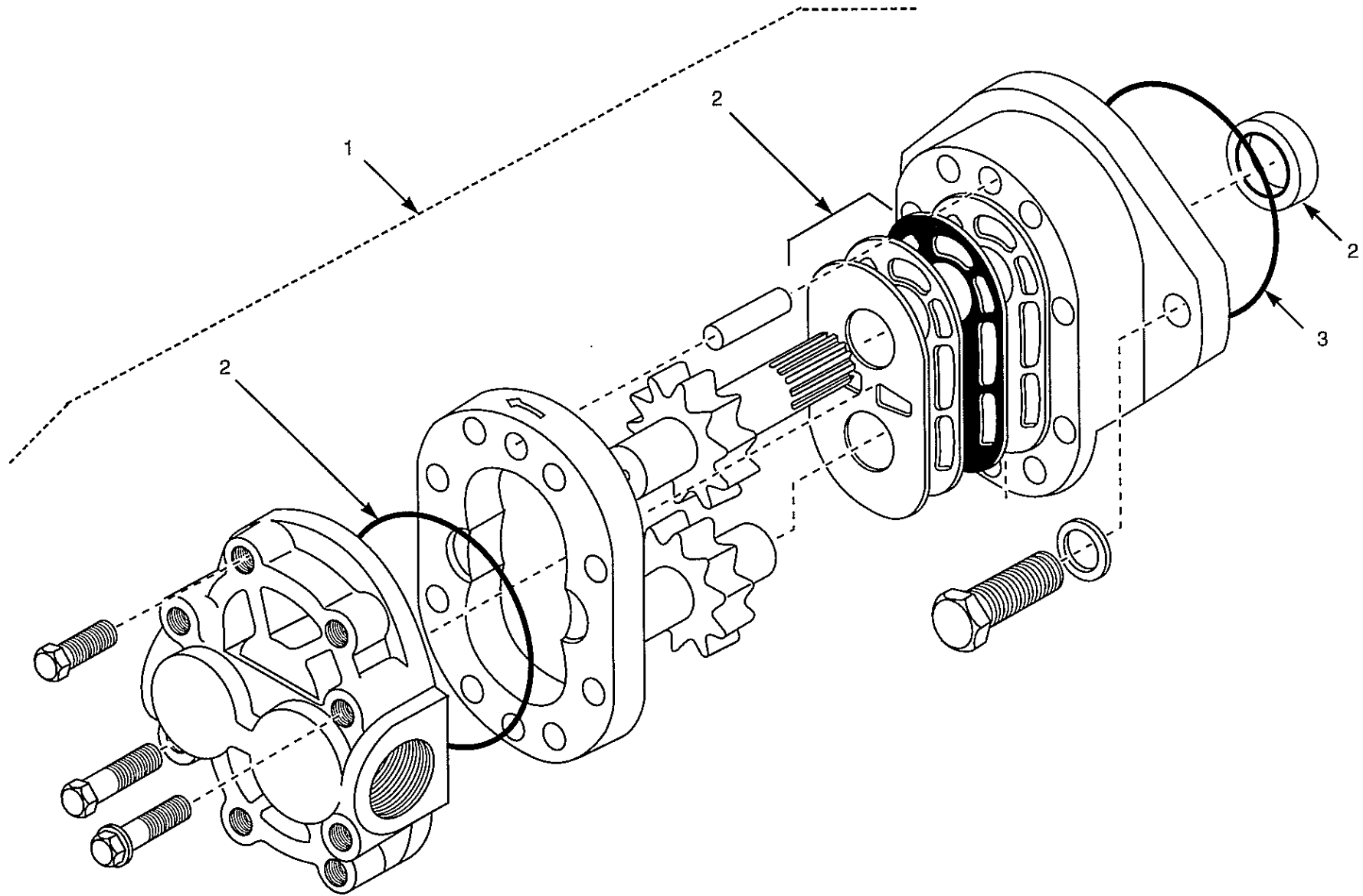
4.9



ITEM	PART No.	QTY.	DESCRIPTION
1.	961346	1	Control valve, foot operated controls
1.	961349	1	Control valve, hand operated controls
2.	40138	1	Relief valve
3.	40143	1	Bolt kit
4.	40146	1	Spool and solenoid assembly
5.	40127	1	Kit, spring return, tilt
6.	40144	1	Section, parallel
7.	40129	1	Kit, detent / spring return, lift
8.	40130	1	Section, outlet
9.	40131	2	Hanger, mount
10.	1651	4	Flat washer
11.	1870	4	Lock washer
12.	2593	4	Bolt
13.	40134	1	Spool, lift (float)
14.	40139	2	Spool, tilt
15.	38614	2	Solenoid, coil
16.	38615	2	Connector
17.	40140	2	Kit, spool lock
18.	40128	1	Section, inlet
19.	40135	2	Kit, spool seal, lock side
20.	40132	2	Kit, section seal
21.	40155	1	Kit, spool seal, auxiliary
22.	40133	2	Kit, spool seal, spring return / detent side
23.	40150	1	Cap, manual override

GEAR PUMP

4.10

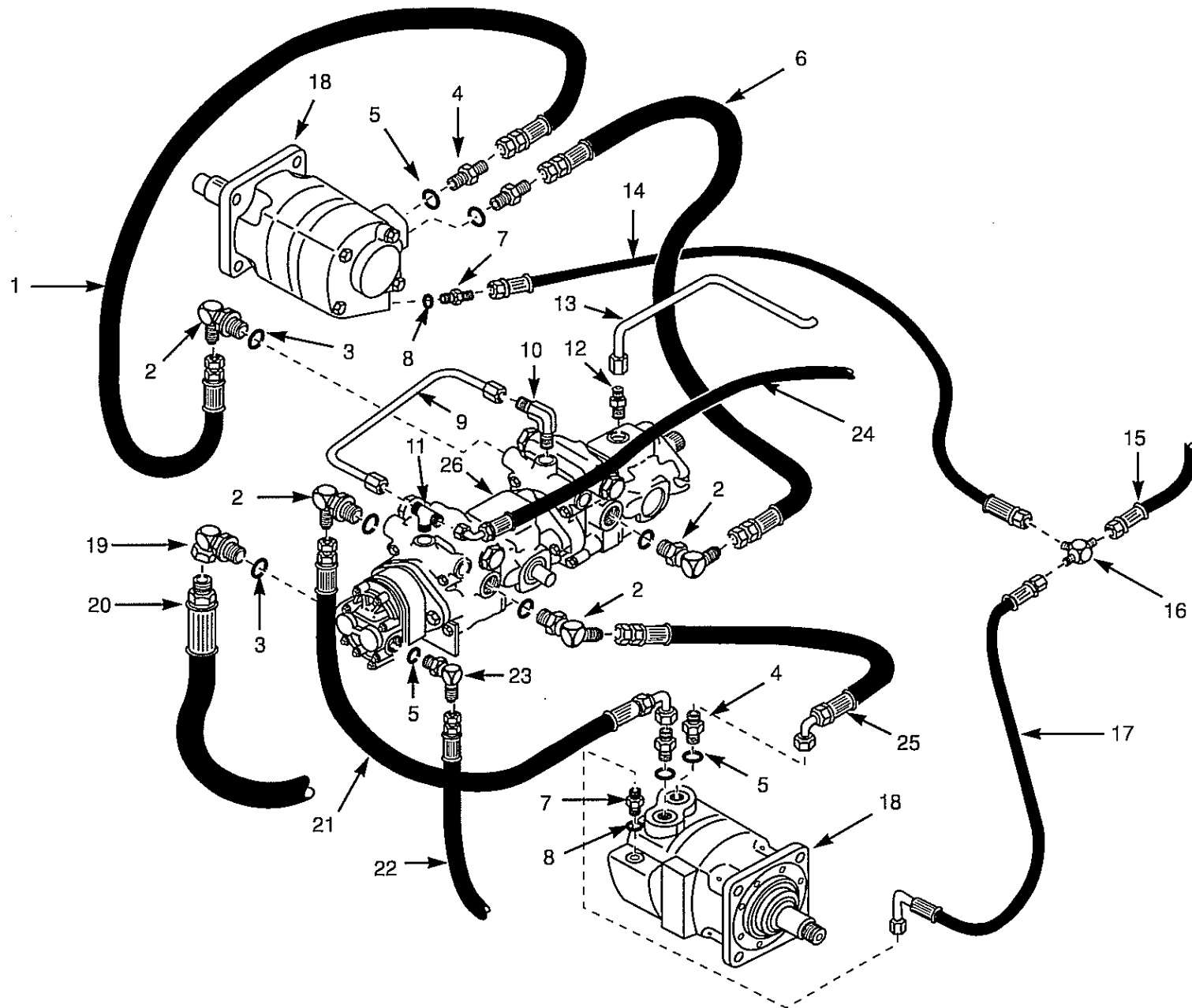


ITEM	PART No.	QTY.	DESCRIPTION
1.	8767	1	Gear pump assembly
2.	951078	1	Seal kit
3.	8786	1	O-ring

Hydrostatic Drive Circuit 5.1
Hydrostatic Pump 5.2
Torque Motor 5.3

HYDROSTATIC DRIVE CIRCUIT

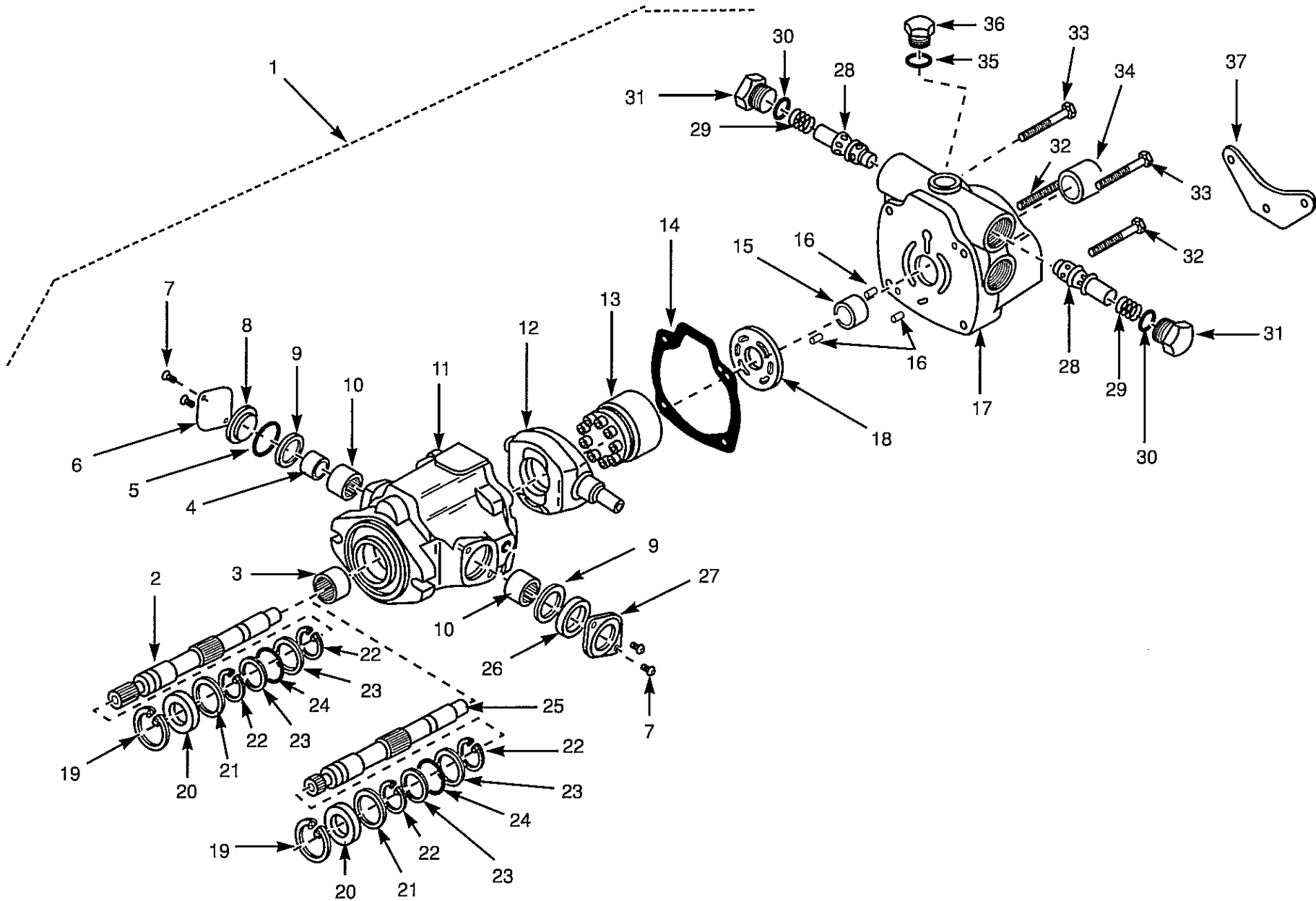
5.1



ITEM	PART No.	QTY.	DESCRIPTION
1.	960552	1	Hose, tandem RH rear port to RH motor top port
2.	25011	4	Elbow, 90°, with o-ring
3.	23750	5	O-ring
4.	20182	4	Connector, with o-ring
5.	23749	4	O-ring
6.	960553	1	Hose, tandem LH rear port to RH motor bottom port
7.	19240	2	Connector, with o-ring
8.	23748	2	O-ring
9.	39043	1	Tube, charge transfer
10.	23388	1	Elbow, 90°
11.	38393	1	Tee
12.	19238	1	Connector
13.	39754	1	Tube, tandem drain
14.	962724	1	Hose, RH motor drain
15.	962722	1	Hose, tee to tank
16.	21126	1	Tee
17.	962723	1	Hose, LH motor drain
18.	***	2	Torque motor (drive), see section 5.3
19.	14866	1	Elbow, 90°
20.	960547	1	Hose, tank to gear pump
21.	960551	1	Hose, tandem RH front port to LH motor front port
22.	960548	1	Hose, gear pump to control valve
23.	19232	1	Elbow, 90°
24.	960550	1	Hose, filter tee to tandem charge inlet
25.	955571	1	Hose, tandem LH front port to LH motor rear port
26.	***	1	Tandem pump assembly, see section 5.2

HYDROSTATIC PUMP

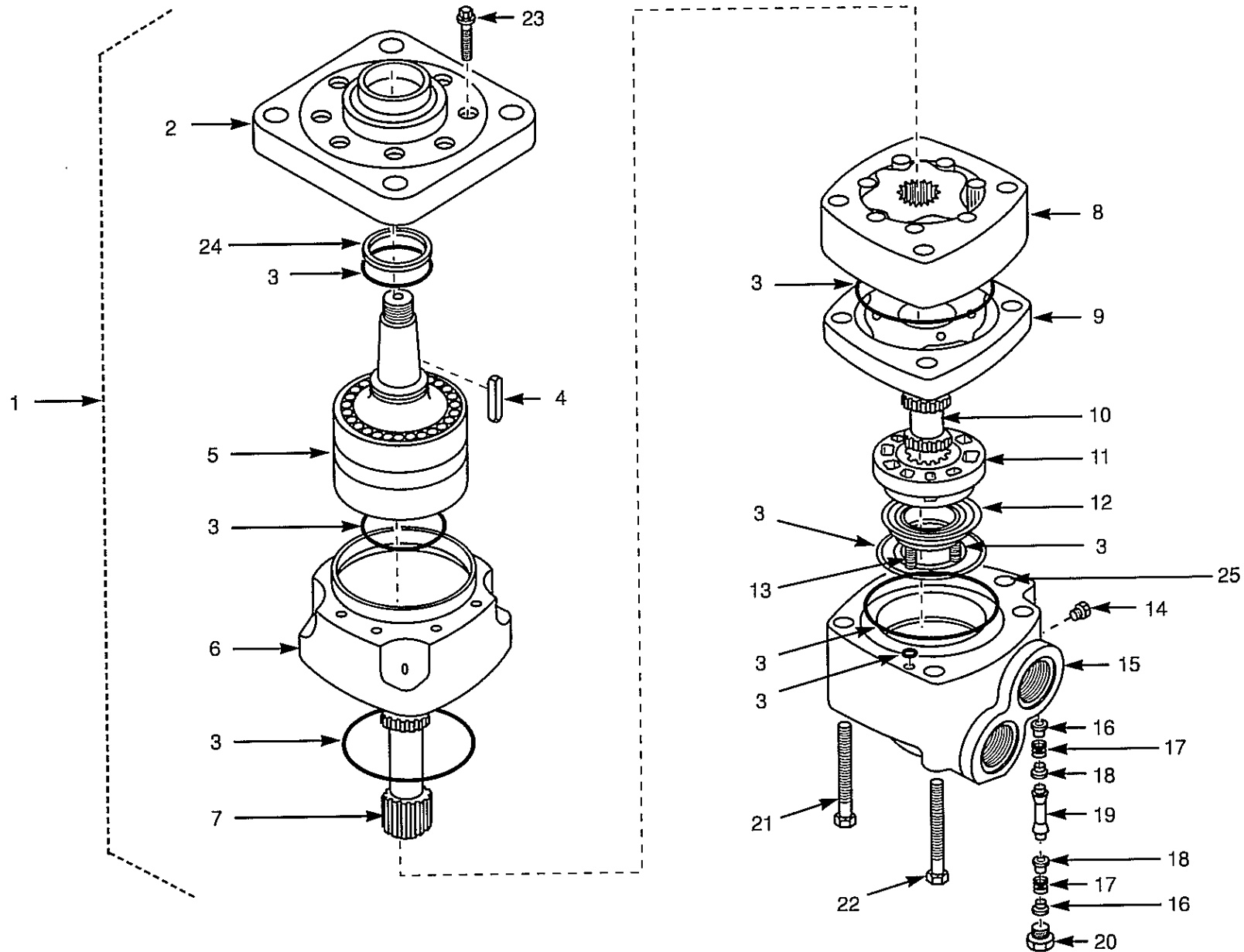
5.2



ITEM	PART No.	QTY.	DESCRIPTION	ITEM	PART No.	QTY.	DESCRIPTION
1.	39174	1	Tandem pump assembly (to S/N LB001786, except LB001779, 1780,1781)	25.	39140	1	Drive shaft, section to section
1.	44048	1	Tandem pump assembly (S/N LB001787 onward, also LB001779, 1780, 1781)	26.	37641	1	Seal
2.	8851	1	Drive shaft, engine input	27.	37642	1	Seal cover
3.	**	1	Bearing (part of housing)	28.	39151	2	Relief valve
4.	8847	1	Inner race	29.	39152	2	Spring
5.	39143	1	O-ring	30.	39153	2	O-ring
6.	37644	1	Cover	31.	39154	2	Plug assembly
7.	34473	4	Screw	32.	39157	2	Bolt
8.	37643	1	Cover, o-ring	33.	39148	2	Bolt
9.	37640	1	Washer	34.	39149	1	Coupler, section to section
10.	8846	2	Bearing	35.	39156	1	O-ring
11.	39142	1	Housing	36.	39155	1	Plug assembly
11.*	39175	1	Section complete, front (next to engine)	37.	39161	1	Mounting bracket
12.	37645	1	Cam plate				
13.	37646	1	Rotating group kit				
14.	8789	1	Gasket				
15.	**	1	Bearing (part of back plate)				
16.	37647	3	Dowel pin				
17.	39150	1	Back plate assembly				
18.	39147	1	Valve plate				
19.	8797	1	Retaining ring				
20.	8799	1	Seal				
21.	37638	2	Washer				
22.	8798	2	Retaining ring				
23.	8844	1	Washer, thrust				
24.	8843	1	Thrust bearing				

TORQUE MOTOR

5.3

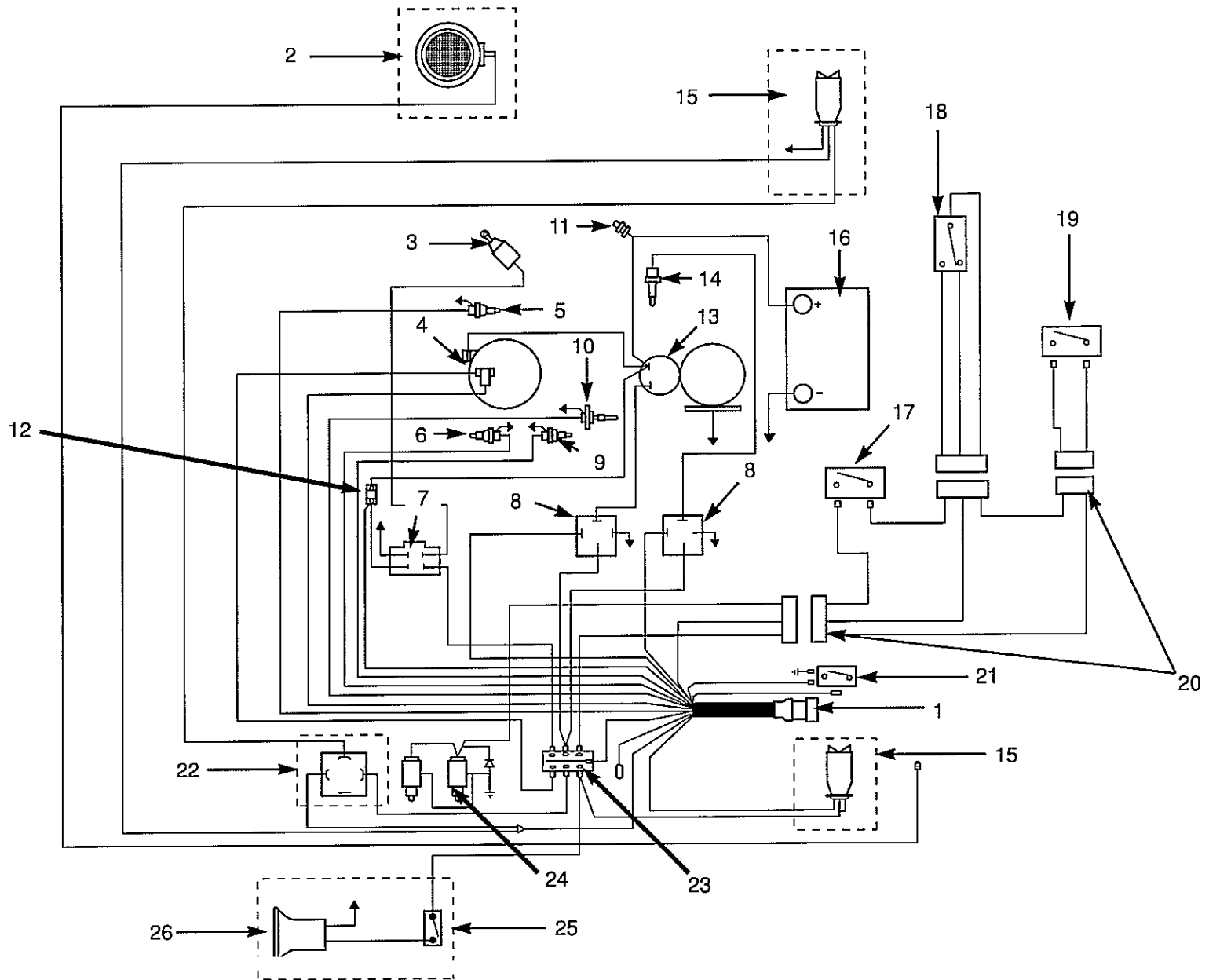


ITEM	PART No.	QTY.	DESCRIPTION
1.	38338	1	Torque motor (2 required)
2.	25344	1	Front retainer
3.	24984	1	Seal kit
4.	24986	1	Key
5.	39172	1	Shaft and bearing assembly
6.	24987	1	Bearing housing
7.	25347	1	Main drive shaft
8.	24989	1	Geroler sub assembly
9.	24990	1	Valve plate
10.	24991	1	Valve drive shaft
11.	24992	1	Valve
12.	24993	1	Balance ring
13.	22109	2	Spring
14.	22110	1	Plug
15.	24994	1	Valve housing
16.	22111	2	Sleeve, dash pot
17.	22115	2	Spring
18.	22119	2	Poppet
19.	22120	1	Piston
20.	22121	1	Plug
21.	24996	2	Bolt
22.	24997	2	Bolt
23.	24982	8	Cap screw
24.	24983	1	Back-up ring
25.	24995	1	Plug

Electrical Schematic, Engine 6.1
Electrical Schematic, ROPS 6.2

ELECTRICAL SCHEMATIC, ENGINE

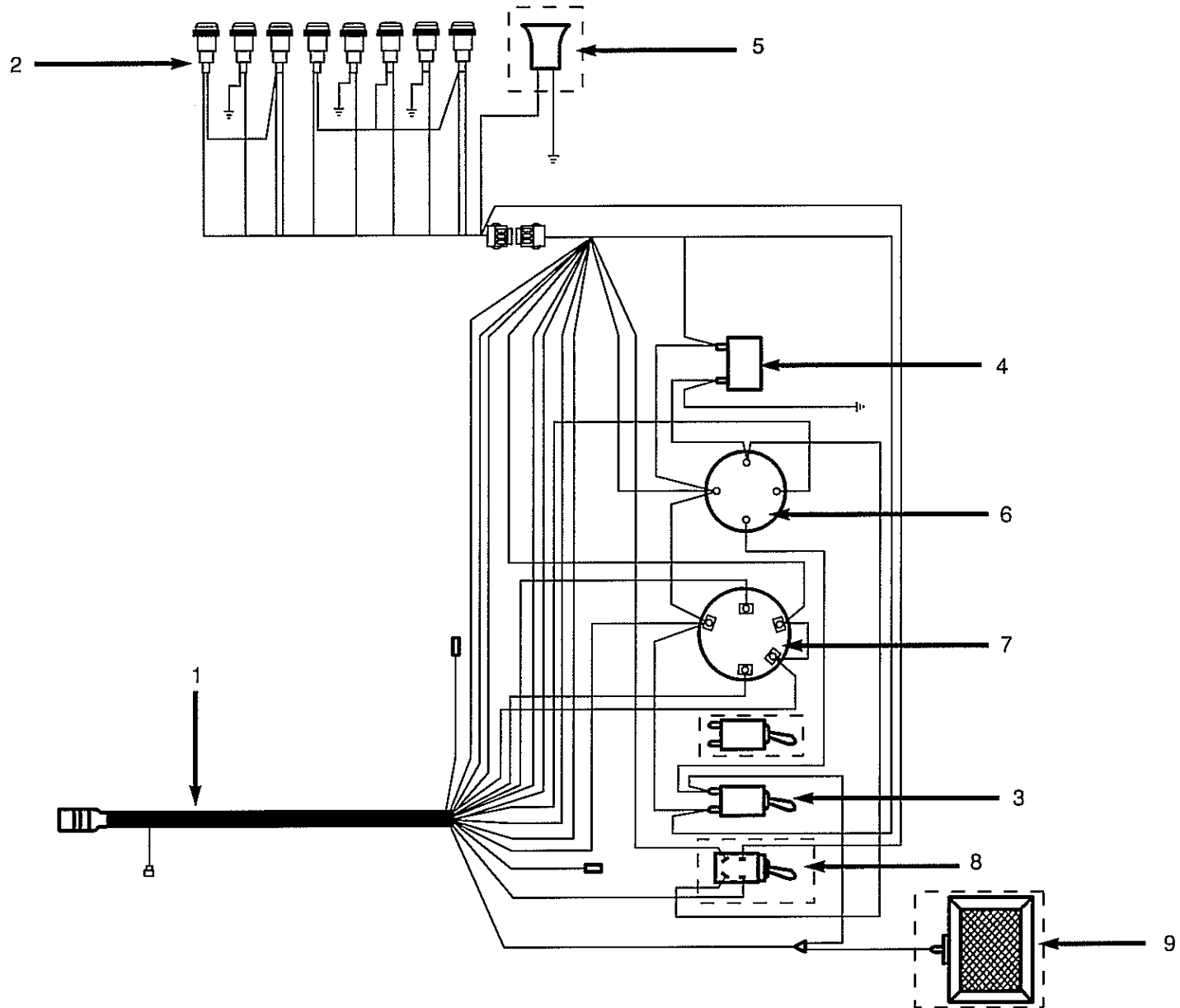
6.1



ITEM	PART No.	QTY.	DESCRIPTION
1.	41301	1	Harness (to S/N LB001810 except LB001787)
1.	44289	1	Harness (S/N LB001811 onward, also LB001787)
2.	29971	1	Rear work light (optional)
3.	38826	1	Engine stop solenoid
4.	39185	1	Alternator
5.	37206	1	Hydraulic temperature sender
6.	37206	1	Engine coolant temperature sender
7.	39187	1	Stop timer, engine solenoid
8.	39840	2	Relay
9.	18724	1	Engine oil pressure sender
10.	41625	1	Fuel level sender
11.	37104	1	Boosting lug
12.	39950	1	Circuit breaker, 30 Amp
13.	39184	1	Starter
14.	39186	4	Glow plug
15.	40960	1	Control handle (optional electrics)
**	38412	2	Switch for 40960 control handle
16.	38870	1	Battery, 12V type 3478
17.	40582	1	Restraint bar safety switch
18.	960680	1	Seat belt, with switch (2" std)
18.	960681	1	Seat belt, with switch (3" optional)
19.	38516	1	Seat switch
20.	39965	1	Harness, seat and seat belt
21.	40583	1	Switch, parking brake indicator
22.	40146	1	Solenoid (optional electric hydraulics)
23.	39540	1	Fuse panel
**	39119	1	Fuse, 30A
**	39121	1	Fuse, 15A
**	39122	2	Fuse, 10A
24.	38614	2	Solenoid, spool locks
25.	38752	1	Switch (optional back up alarm)
26.	42187	1	Horn (optional back up alarm)

ELECTRICAL SCHEMATIC, ROPS

6.2



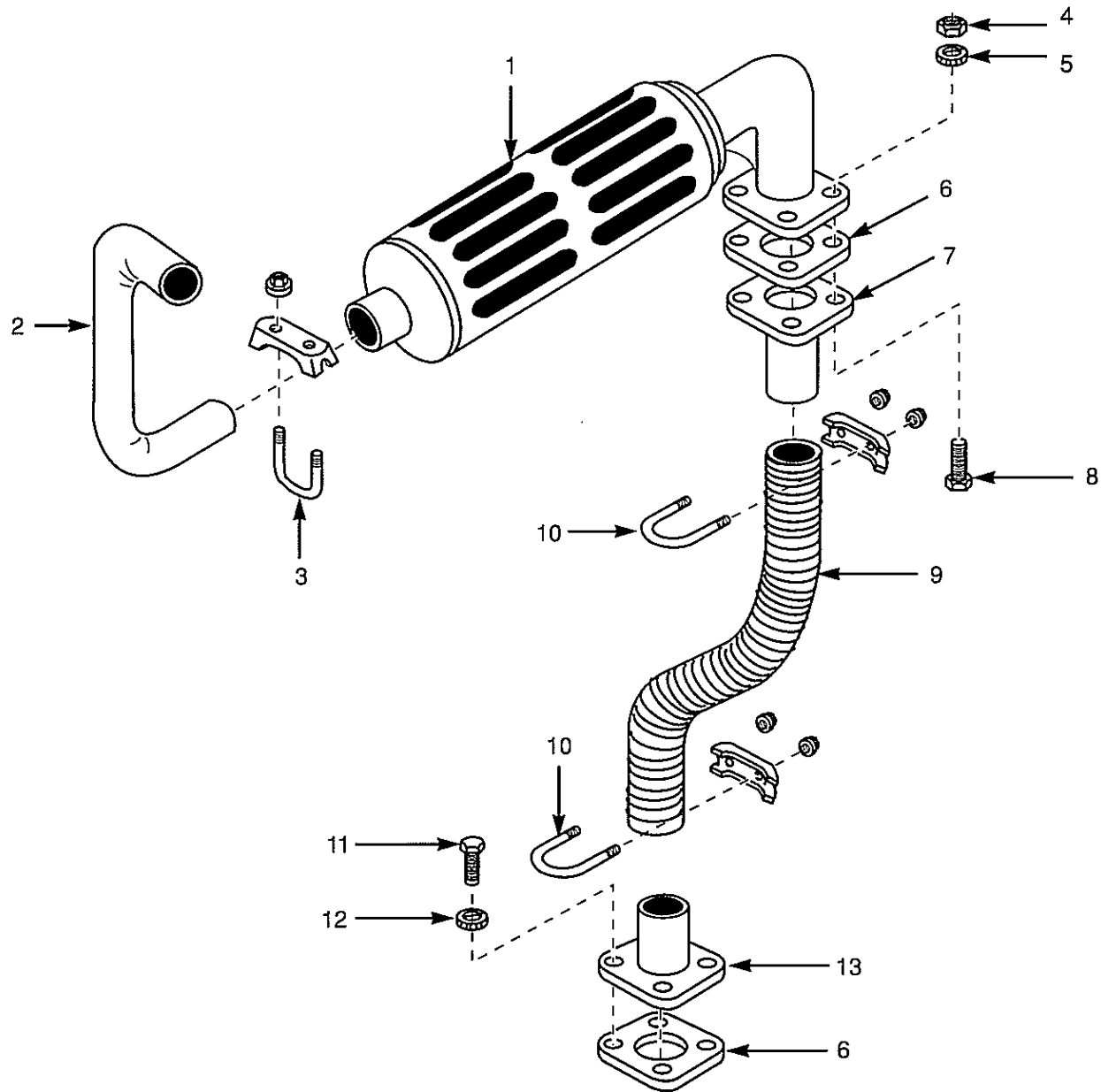
ITEM	PART No.	QTY.	DESCRIPTION
1.	39865	1	Harness, ROPS
2.	22962	8	Light, indicator (to S/N LB001180, except LB001187)
2.	42920	1	Panel, Indicator light (S/N LB001811 onward, also LB001787)
3.	39123	1	Switch, worklights (option)
4.	38761	1	Hour meter
5.	40918	1	Horn (option)
6.	38577	1	Fuel gauge
7.	19605	1	Ignition switch, with keys
*	18683	1	Key, for ignition switch
8.	39124	1	Switch, optional hydraulics
9.	41607	1	Front headlight
*	41611	1	Lens, for 41607
*	41612	1	Bulb, for 41607

* Item not shown

Exhaust System 7.1
Radiator and Engine Mounts 7.2
Air Cleaner 7.3
Universal Joint 7.4

EXHAUST SYSTEM

7.1

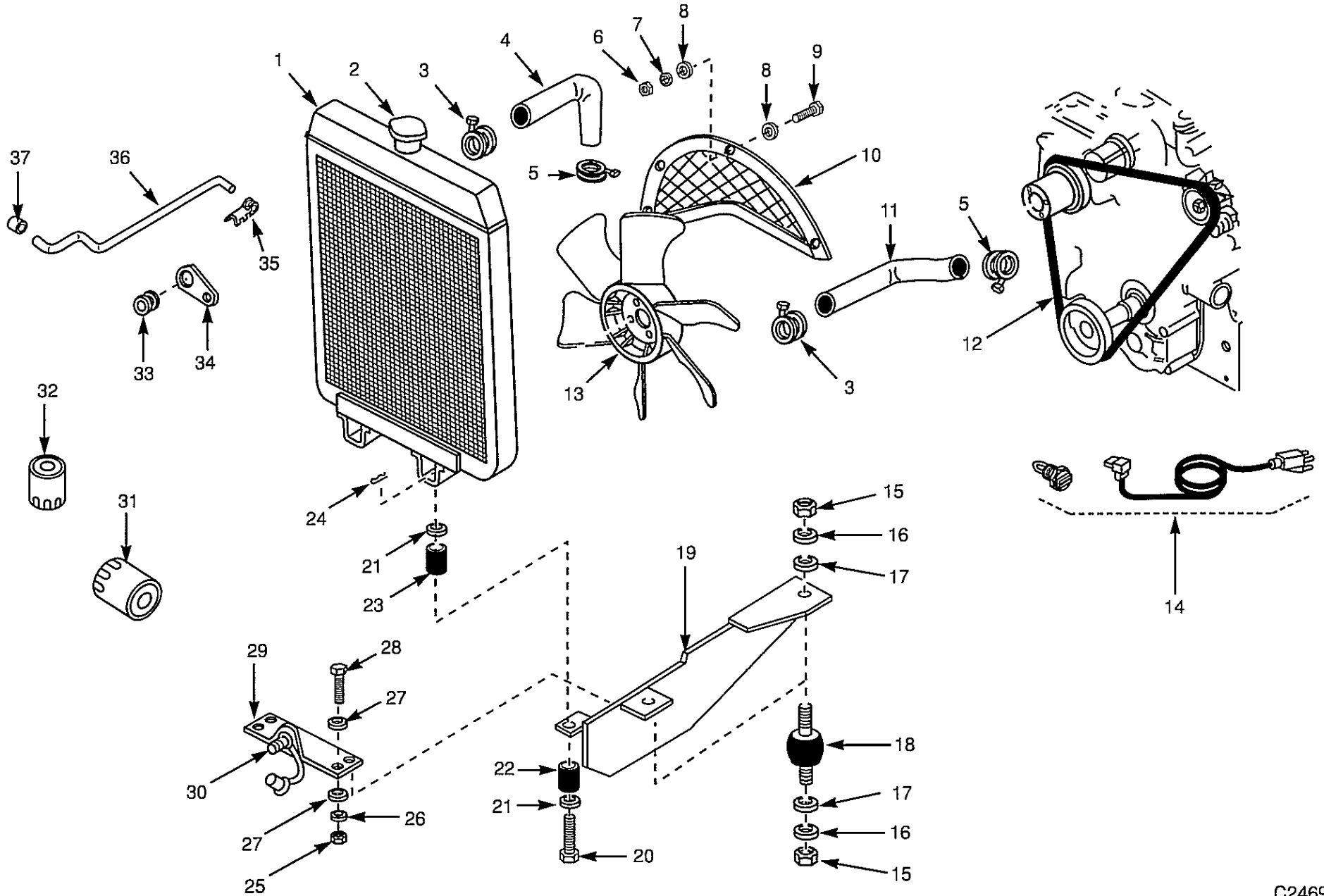


ITEM	PART No.	QTY.	DESCRIPTION
1.	39069	1	Muffler
2.	38659	1	Tail pipe
3.	19043	1	Clamp
4.	1191	4	Nut
5.	1870	4	Lock washer
6.	19765	2	Gasket
7.	960739	1	Exhaust flange, long
8.	2580	4	Bolt
9.	38833	1	Flex pipe
10.	13125	2	Clamp
11.	22968	4	Bolt
12.	21028	4	Lock washer
13.	960737	1	Exhaust flange, short

Catalytic Purifier Kit 961259

RADIATOR and ENGINE MOUNTS

7.2



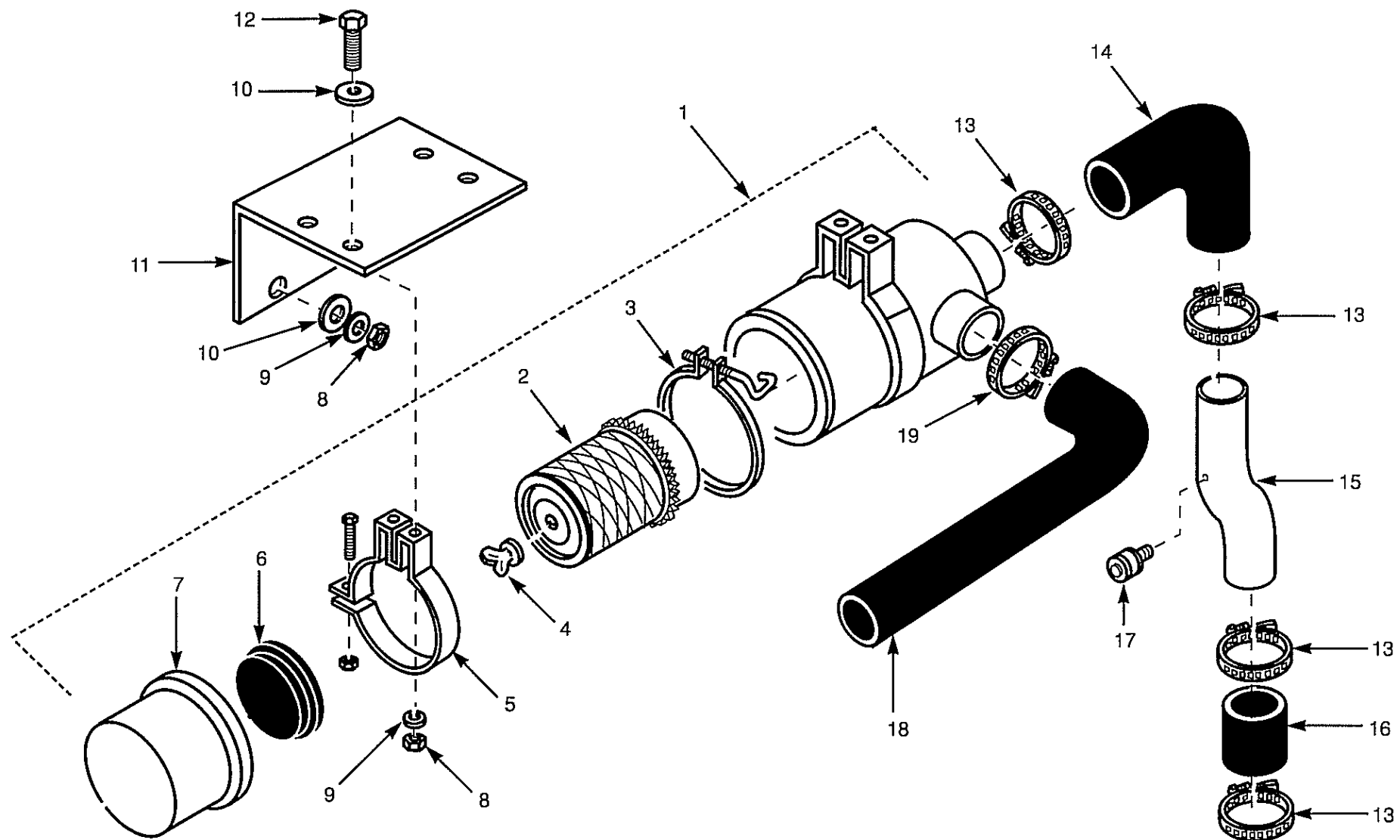
ITEM	PART No.	QTY.	DESCRIPTION
1.	39162	1	Radiator (includes item 2)
2.	39163	1	Cap
3.	39499	2	Clamp
4.	39497	1	Hose, upper rad
5.	39498	1	Clamp
6.	1350	4	Nut
7.	2279	4	Lock washer
8.	1650	4	Flat washer
9.	2663	4	Bolt
10.	39490	1	Fan guard
11.	39496	1	Hose, lower rad
12.	39432	1	V belt
13.	28892	1	Fan, pusher (std)
13.	39853	1	Fan, puller
14.	38658	1	Block heater (optional)
15.	38420	8	Nut
16.	21028	8	Lock washer
17.	1643	8	Flat washer
18.	38348	4	Isolator, rubber mount
19.	961009	1	Mount, RH (shown)
19.	961008	1	Mount, LH (not shown)
20.	39164	2	Bolt
21.	39165	4	Washer
22.	39166	2	Cushion, rubber
23.	39167	2	Cushion, rubber
24.	39168	2	Pin, snap
25.	1191	4	Nut
26.	1870	4	Lock washer
27.	1651	8	Flat washer
28.	8744	4	Bolt
29.	40101	1	Mount, boosting lug

ITEM	PART No.	QTY.	DESCRIPTION
30.	37104	1	Boosting lug
31.	18717	1	Oil filter
32.	18685	1	Fuel filter
33.	39845	1	Grommet, rubber
34.	43849	1	Rod guide
35.	17670	1	Clip
36.	40267	1	Rod, emergency stop
37.	39209	1	Cap, red rubber

*** Complete engine assembly part no. 38335

AIR CLEANER

7.3

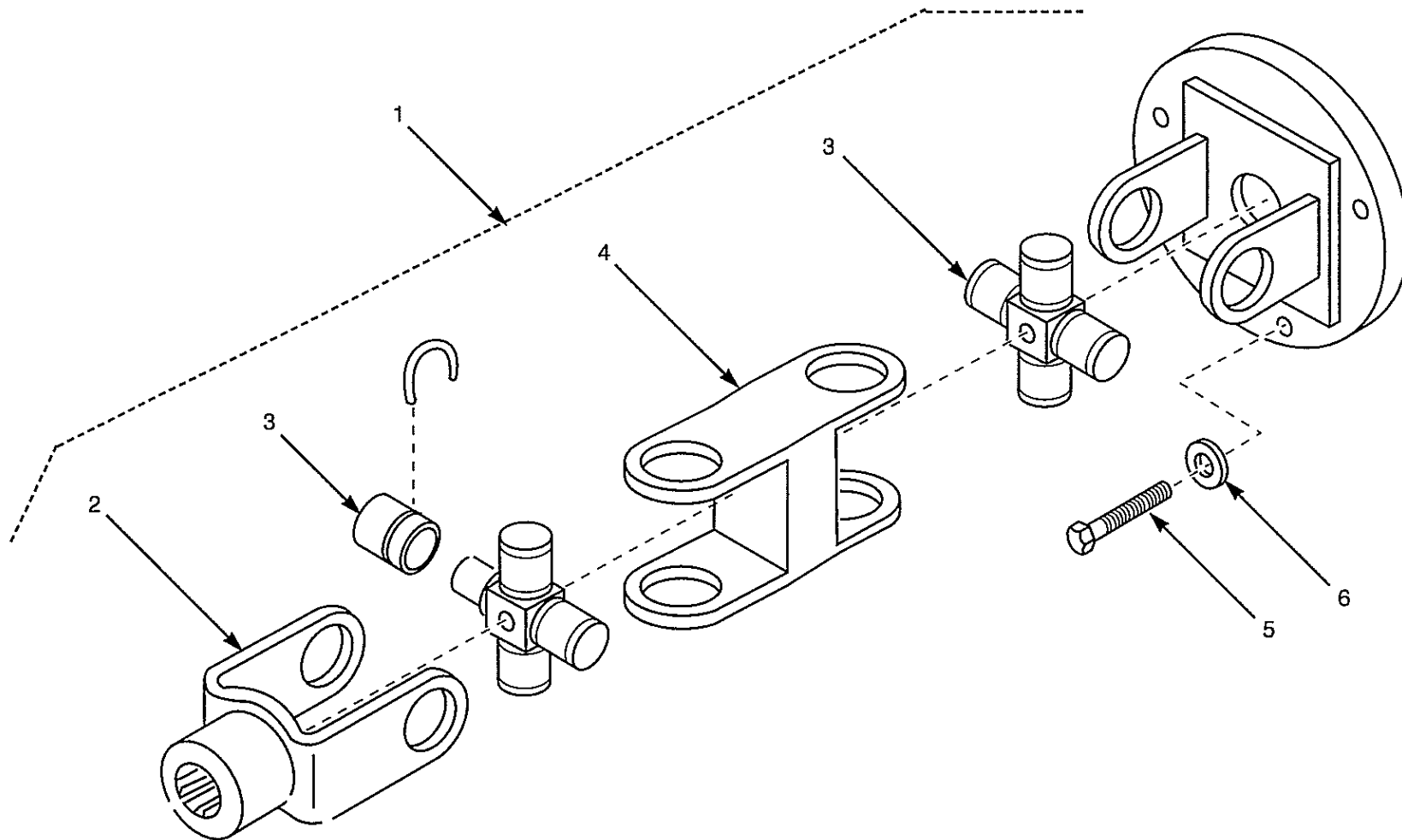


ITEM	PART No.	QTY.	DESCRIPTION
1.	38467	1	Air cleaner assembly
2.	38462	1	Filter element
3.	38465	1	Clamp
4.	6272	1	Wing nut with seal
5.	38394	2	Mounting band
6.	38463	1	Baffle
7.	38464	1	Cup, filter
8.	1191	6	Nut
9.	1870	6	Lock washer
10.	1651	6	Flat washer
11.	38978	1	Mount
12.	6081	4	Bolt
13.	15521	4	Clamp
14.	38369	1	Hose, 90°, molded
15.	40032	1	Tube, air intake
16.	38370	1	Hose*
17.	6270	1	Service indicator
18.	38370	1	Hose, 90°, molded
19.	6268	1	Clamp

* Hose must be modified to fit (cut to length)

UNIVERSAL JOINT

7.4

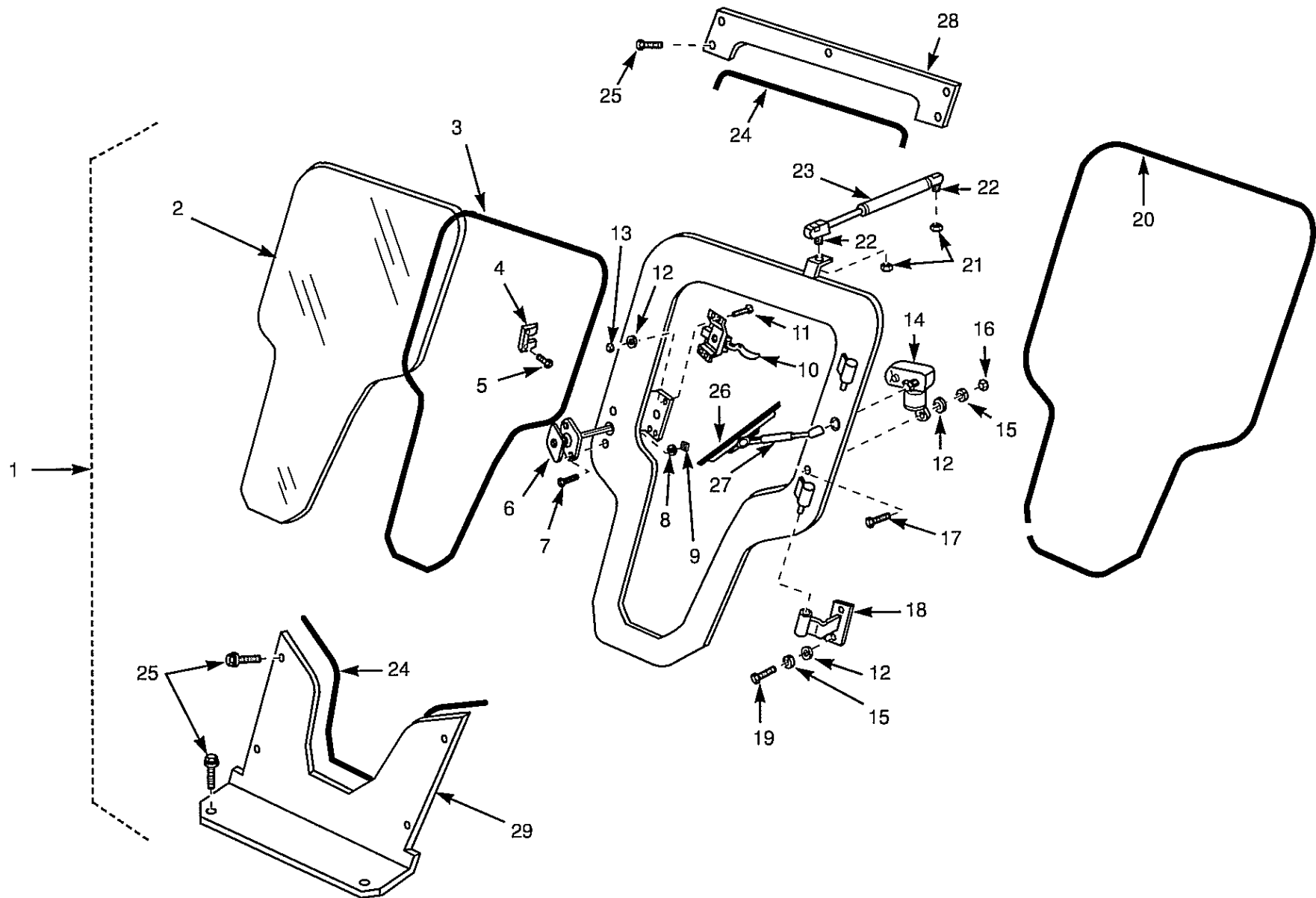


ITEM	PART No.	QTY.	DESCRIPTION
1.	960557	1	Flywheel adapter / u-joint assembly
2.	8742	1	Yoke, splined
3.	8743	2	Universal joint (cross)
4.	24169	1	Double "H" yoke
5.	19029	5	Bolt
6.	21029	5	Lock washer

Cab Door	8.1
Side Windows	8.2
Cab Heater	8.3
Back - up Alarm	8.4
Horn Kit	8.4
Numerical Index	8.5
Quick Reference Maintenance List	8.6

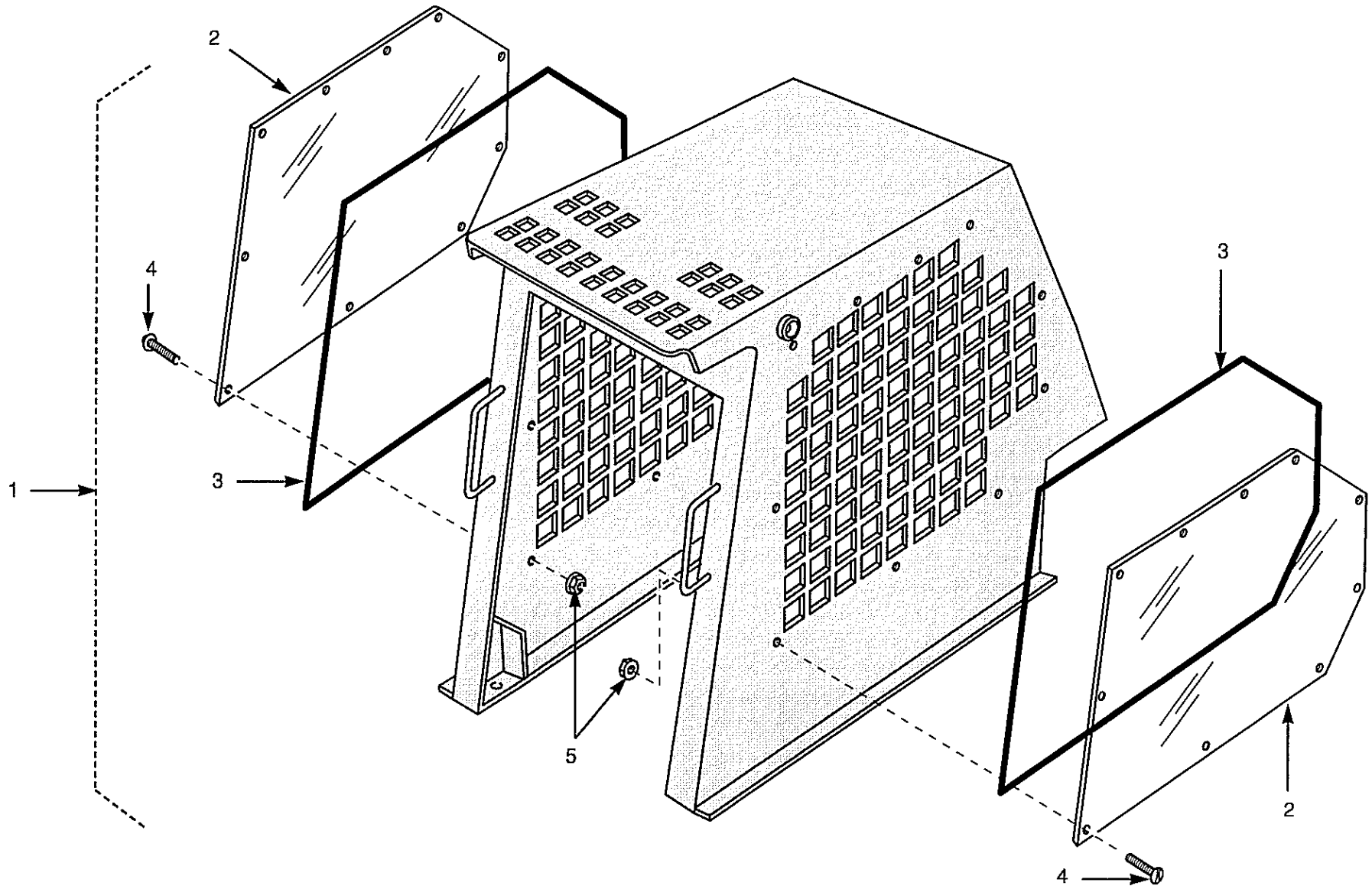
CAB DOOR

8.1



ITEM	PART No.	QTY.	DESCRIPTION
1.	U-2137	1	Kit, cab door
2.	40522	1	Glass, tempered
3.	15750	8	Weatherstrip, glass setting
4.	40771	1	Plate, latch
5.	16526	2	Flat head bolt
6.	953780	1	Handle, locking
7.	15885	2	Stove bolt
8.	2811	2	Lock washer
9.	6467	2	Nut
10.	32629	1	Latch, LH
11.	5170	4	Bolt
12.	1650	9	Flat washer
13.	6645	4	Lock nut
14.	37275	1	Wiper motor
15.	2279	5	Lock washer
16.	1350	1	Nut
17.	2663	1	Bolt
18.	960941	2	Hinge
19.	5170	4	Bolt
20.	15756	11	Bulb seal (per / foot)
21.	43022	2	Acorn nut
22.	43005	2	Ball stud
23.	43290	1	Gas strut
24.	417	6	Vinyl edging
25.	21907	15	Screw, self tapping
26.	15937	1	Wiper blade
27.	15936	1	Wiper arm
28.	962254	1	Top filler shield
29.	43509	1	Bottom filler shield


SIDE WINDOWS



ITEM	PART No.	QTY.	DESCRIPTION
1.	U-1670	1	Kit, side windows
2.	40345	2	Window, lexan
3.	15931	19	Weatherstrip (sold per / foot)
4.	44236	20	Panhead screw
5.	44237	20	Flange nut

ITEM	PART No.	QTY.	DESCRIPTION
1.	U-1807	1	Kit, cab heater
2.	39960	1	Heater, 12 volt
3.	40758	1	Heater bracket

Information diagrams: Installation 40774, R.O.P.S. accessories 39958



ITEM	PART No.	QTY.	DESCRIPTION
1.	960822	1	Kit, Back-up alarm
2.	38752	1	Switch
3.	38531	1	Switch mount
4.	960819	2	Activation arm
5.	39122	1	Fuse, 10 Amp

Information diagram: 39619

ITEM	PART No.	QTY.	DESCRIPTION
1.	961421	1	Kit, horn
2.	40918	1	Alarm (horn), fast sounding
3.	40960	1	Handle with switch
**	38412	2	Switch, for 40960 handle
4.	39122	1	Fuse, 10 Amp

Information diagram: 44183

NUMERICAL INDEX

8.5

PART / SECTION	PART / SECTION	PART / SECTION	PART / SECTION	PART / SECTION	PART / SECTION	PART / SECTION	PART / SECTION
261 1.1	6448 2.6	9421 1.3	18318 1.1	21126 5.1	23530 4.3	25347 5.3	33269 2.6
407 1.1	6470 8.6	10516 3.1	18683 6.2	21324 4.4	23530 4.5	25460 1.9	33499 2.3
417 8.1	6608 4.6	10683 8.6	18685 1.1	22109 5.3	23570 5.1	26737 1.1	34288 8.6
698 4.1	6717 1.3	10684 1.3	18685 7.2	22110 5.3	23748 5.1	28892 7.2	34473 5.2
846 1.2	6717 1.4	10837 8.6	18685 8.6	22111 5.3	23749 5.1	29065 2.6	34903 4.1
1634 3.1	7019 1.10	13125 7.1	18717 7.2	22115 5.3	23861 1.1	29066 2.6	34919 4.1
1803 4.6	7078 1.4	14797 1.1	18717 8.6	22119 5.3	23922 2.6	29934 1.1	35062 8.6
1904 1.10	7124 4.6	14860 2.1	18724 6.1	22120 5.3	24169 7.4	29971 1.5	35395 8.6
1904 3.1	7416 2.4a	14860 2.2	18859 3.1	22121 5.3	24599 2.1	29971 6.1	35426 1.2
2010 1.4	7416 2.4b	14866 4.1	19043 7.1	22381 4.1	24599 2.2	29985 4.5	35763 2.2
2010 4.3	7667 4.6	14866 5.1	19232 5.1	22463 3.1	24603 2.1	29994 4.3	35845 8.6
2010 4.5	8153 1.3	14867 4.1	19235 4.1	22935 8.6	24603 2.2	29994 4.5	35883 2.2
3189 1.2	8154 1.3	14898 4.1	19238 5.1	22962 1.6	24982 5.3	29995 4.3	35883 2.4b
3189 2.1	8675 3.1	15103 4.4	19240 5.1	22962 6.2	24983 5.3	29995 4.5	35884 2.3
3189 2.2	8732 1.10	15103 4.6	19248 4.1	23009 1.9	24984 5.3	29998 4.5	35885 1.9
3665 3.1	8733 1.10	15521 7.3	19605 6.2	23096 2.4b	24986 5.3	29999 4.5	35886 1.9
3667 3.1	8742 7.4	15743 1.3	19669 2.4b	23301 1.9	24987 5.3	30044 2.2	35935 1.9
4539 1.1	8743 7.4	15750 1.5	19765 7.1	23307 1.9	24989 5.3	30044 2.3	36487 2.2
4557 8.6	8767 4.10	15750 8.1	19949 1.1	23308 1.9	24990 5.3	30501 2.1	36598 1.9
5842 1.1	8789 5.2	15756 8.1	20182 5.1	23310 1.9	24991 5.3	30501 2.2	36733 4.1
5914 3.1	8797 5.2	15885 8.1	20200 3.1	23312 1.9	24992 5.3	30501 2.4a	36841 1.9
5968 3.1	8798 5.2	15931 8.2	20235 1.5	23321 1.9	24993 5.3	30501 2.4b	37059 1.9
6089 1.1	8799 5.2	15936 8.1	20901 8.6	23324 1.9	24994 5.3	30549 4.1	37060 1.9
6268 7.3	8843 5.2	15937 8.1	21004 2.1	23325 1.9	24995 5.3	31291 1.9	37104 6.1
6270 7.3	8844 5.2	16526 8.1	21004 2.2	23326 1.9	24996 5.3	32275 1.9	37104 7.2
6272 7.3	8846 5.2	16989 1.2	21121 4.2	23371 2.4a	24997 5.3	32478 4.1	37206 4.1
6318 3.1	8847 5.2	17144 4.1	21121 4.4	23371 2.4b	25011 5.1	32629 8.1	37206 6.1
6447 1.3	8851 5.2	17670 7.2	21121 4.6	23388 5.1	25344 5.3	32665 8.6	37275 8.1

NUMERICAL INDEX

8.5

NUMERICAL INDEX

8.5

PART / SECTION	PART / SECTION	PART / SECTION	PART / SECTION	PART / SECTION	PART / SECTION	PART / SECTION	PART / SECTION								
37638	5.2	38191	1. 10	38412	8.4	38699	4.4	39032	1.8	39164	7.2	39759	4.2	40132	4.8
37640	5.2	38235	2.1	38420	7.2	38707	4.1	39033	1.8	39165	7.2	39840	6.1	40132	4.9
37641	5.2	38235	2.2	38441	4.1	38717	4.4	39043	5.1	39166	7.2	39845	7.2	40133	4.7
37642	5.2	38255	4.4	38462	7.3	38718	4.2	39069	7.1	39167	7.2	39853	7.2	40133	4.8
37643	5.2	38256	4.4	38462	8.6	38719	4.2	39119	6.1	39168	7.2	39865	6.2	40133	4.9
37644	5.2	38257	4.4	38463	7.3	38742	4.6	39121	6.1	39172	5.3	39868	2.4b	40134	4.7
37646	5.2	38258	4.4	38464	7.3	38745	4.3	39122	6.1	39174	5.2	39950	6.1	40134	4.8
37647	5.2	38259	4.6	38465	7.3	38746	4.3	39122	8.4	39175	5.2	39960	8.3	40134	4.9
37798	2.6	38260	4.6	38467	7.3	38751	2.3	39123	1.6	39184	6.1	39965	6.1	40135	4.7
37853	2.1	38270	4.2	38516	6.1	38752	6.1	39123	6.2	39185	6.1	39984	2.1	40135	4.8
37853	2.2	38322	1.7	38517	2.4a	38752	8.4	39124	1.6	39186	6.1	39984	2.2	40135	4.9
37854	2.1	38338	5.3	38517	2.4b	38757	4.6	39124	6.2	39187	6.1	40032	7.3	40137	4.7
37854	2.2	38343	2.6	38525	2.1	38758	4.6	39126	1.6	39189	1.9	40101	7.2	40138	4.7
37912	1.4	38345	3.1	38525	2.2	38761	1.6	39140	5.2	39191	1.9	40126	1.7	40138	4.8
37955	3.1	38346	3.1	38531	8.4	38761	6.2	39142	5.2	39192	1.9	40127	4.7	40138	4.9
37962	3.1	38347	2.6	38551	2.2	38803	2.3	39143	5.2	39196	1.9	40127	4.8	40139	4.7
37963	3.1	38348	7.2	38551	2.3	38803	3.1	39147	5.2	39209	7.2	40127	4.9	40139	4.8
37977	3.1	38358	4.3	38560	1.5	38807	2.1	39150	5.2	39420	1.1	40128	4.7	40139	4.9
37991	2.6	38369	7.3	38577	1.6	38810	2.6	39151	5.2	39432	7.2	40128	4.8	40140	4.7
37999	2.3	38370	7.3	38577	6.2	38814	1.4	39152	5.2	39490	7.2	40128	4.9	40140	4.8
38043	1.9	38380	4.7	38600	1.7	38826	6.1	39153	5.2	39496	7.2	40129	4.7	40140	4.9
38044	1.9	38389	4.2	38614	4.7	38833	7.1	39154	5.2	39497	7.2	40129	4.8	40143	4.8
38052	2.3	38390	4.2	38614	4.8	38834	2.5	39155	5.2	39498	7.2	40129	4.9	40143	4.9
38085	2.1	38390	4.4	38614	4.9	38870	6.1	39156	5.2	39499	7.2	40130	4.7	40144	4.8
38085	2.2	38390	4.6	38614	6.1	39021	1.5	39157	5.2	39536	4.8	40130	4.8	40144	4.9
38134	1.7	38393	5.1	38615	4.7	39027	1.8	39158	5.2	39540	6.1	40130	4.9	40146	4.9
38143	2.1	38394	7.3	38615	4.8	39028	1.8	39159	5.2	39546	1.6	40131	4.7	40146	6.1
38143	2.2	38412	2.1	38615	4.9	39029	1.8	39161	5.2	39645	5.2	40131	4.8	40150	4.9
38184	1.5	38412	2.2	38658	7.2	39030	1.8	39162	7.2	39754	4.1	40131	4.9	40155	4.8
38188	1.4	38412	6.1	38659	7.1	39031	1.8	39163	7.2	39754	5.1	40132	4.7	40155	4.9

PART / SECTION	PART / SECTION	PART / SECTION	PART / SECTION	PART / SECTION	PART / SECTION	PART / SECTION	PART / SECTION
----------------	----------------	----------------	----------------	----------------	----------------	----------------	----------------

40157 4.8	41040 2.5	42832 1.10	44075 1.4	960444 2.6	960659 4.1	961260 2.2	U-2137 8.1
40160 1.7	41042 2.5	42833 1.10	44103 1.5	960459 2.3	960680 1.7	961291 2.1	U-218 1.3
40186 1.6	41045 1.9	42904 8.6	44236 8.2	960460 2.3	960680 6.1	961292 2.1	U-644 1.10
40187 1.6	41064 1.9	42920 1.6	44237 8.2	960460 3.1	960681 1.7	961293 2.2	U-817 1.3
40267 7.2	41065 1.9	42920 6.2	44289 6.1	960461 2.3	960681 6.1	961294 2.2	U-824 1.10
40333 4.1	41066 1.9	42931 1.7	44357 3.1	960463 2.3	960724 2.3	961303 2.1	
40345 8.2	41082 2.4a	42948 1.6	44358 3.1	960470 2.2	960729 2.3	961303 2.2	
40522 8.1	41123 1.9	43005 8.1	44491 3.1	960472 2.5	960729 3.1	961307 2.6	
40564 4.1	41178 3.1	43006 1.4	44613 1.9	960496 1.7	960732 3.1	961346 4.9	
40565 4.1	41215 2.6	43013 1.8	44614 1.9	960497 2.5	960735 1.2	961347 4.7	
40565 8.6	41301 6.1	43014 1.8	44615 1.9	960498 2.5	960737 7.1	961348 4.8	
40571 1.8	41544 1.9	43016 1.8	44702 2.4b	960504 1.10	960739 7.1	961349 4.9	
40582 2.6	41545 1.9	43019 1.4	44703 2.4b	960505 1.10	960757 4.1	961403 1.3	
40582 6.1	41546 1.9	43022 8.1	44704 2.4b	960510 2.2	960760 4.2	961404 1.3	
40583 2.6	41547 1.9	43290 8.1	44705 2.4b	960547 4.1	960819 8.4	961405 1.3	
40583 6.1	41548 1.9	43312 1.6	44787 1.8	960547 5.1	960822 8.4	961408 1.3	
40758 8.3	41576 1.9	43444 4.3	73732 1.9	960548 5.1	960878 2.1	961421 8.4	
40771 8.1	41607 1.5	43444 4.5	90922 1.1	960550 4.1	960878 2.2	962254 8.1	
40918 6.2	41607 6.2	43509 8.1	951078 1.10	960550 5.1	960941 8.1	962398 1.2	
40918 8.4	41611 6.2	43772 1.9	953780 8.1	960551 5.1	960985 1.5	962411 1.4	
40921 1.1	41612 6.2	43776 1.9	953823 1.1	960552 5.1	961008 7.2	962453 4.2	
40960 2.1	41625 6.1	43780 1.9	955571 5.1	960553 5.1	961009 7.2	962722 4.1	
40960 2.2	41738 1.9	43808 2.1	958471 4.4	960554 4.4	961076 2.1	962722 5.1	
40960 6.1	41778 1.9	43808 2.2	958471 4.6	960557 7.4	961083 2.1	962723 5.1	
40960 8.4	42107 1.9	43849 7.2	959073 2.1	960571 2.4a	961088 2.2	962724 5.1	
40961 2.1	42187 6.1	43901 4.2	959073 2.2	960571 2.4b	961089 2.2	962956 4.1	
40961 2.2	42824 1.10	43901 4.4	960357 1.2	960655 2.1	961097 1.6	U-1554 1.10	
40970 1.9	42825 1.10	43901 4.6	960419 1.4	960655 2.2	961199 1.7	U-1670 8.2	
40973 4.4	42830 1.10	44048 5.2	960426 2.3	960656 2.1	961212 2.6	U-1807 8.3	
40992 2.4a	42831 1.10	44075 1.3	960426 3.1	960656 2.2	961260 2.1	U-1823 7.1	

QUICK REFERENCE MAINTENANCE LIST

8.6

1. Engine oil filter 18717
2. Engine fuel filter 18685
3. Hydraulic oil filter 40565
4. Hi- flow oil filter N / A
5. Primary air filter element 38462
6. Safety air filter element N / A
7. Engine / Hydraulic oil 10W30 . . . 6470
8. Engine / Hydraulic oil 20W50 . . . 22935
9. Lubriplate lithium grease 35062
10. Silicone 20901
11. Pipe thread sealant 34288
12. Multi purpose grease 4557
13. Chain tightener sealant 32665
14. Neversieze 10837
15. 454 Loctite 42904
16. 480 Loctite 35845
17. 419 Loctite 35395
18. Gasket adhesive 10683

QUICK REFERENCE MAINTENANCE LIST

8.6